

City of
COMPTON
Water Utility
Division



2013

**Water
Quality
Report**



THIS REPORT IS INTENDED FOR RECIPIENTS OF COMPTON WATER.
IF YOU'VE RECEIVED THIS REPORT IN ERROR, PLEASE DISREGARD.

Your City of Compton 2013 Water Quality Report

Since 1990, California water utilities have been providing an annual Water Quality Report to their customers. **This year's report covers calendar year 2013 water quality testing**, and has been prepared in compliance with regulations called for in the 1996 reauthorization of the Safe Drinking Water Act (SDWA). The reauthorization charged the United States Environmental Protection Agency (USEPA) with updating and strengthening the tap water regulatory program.

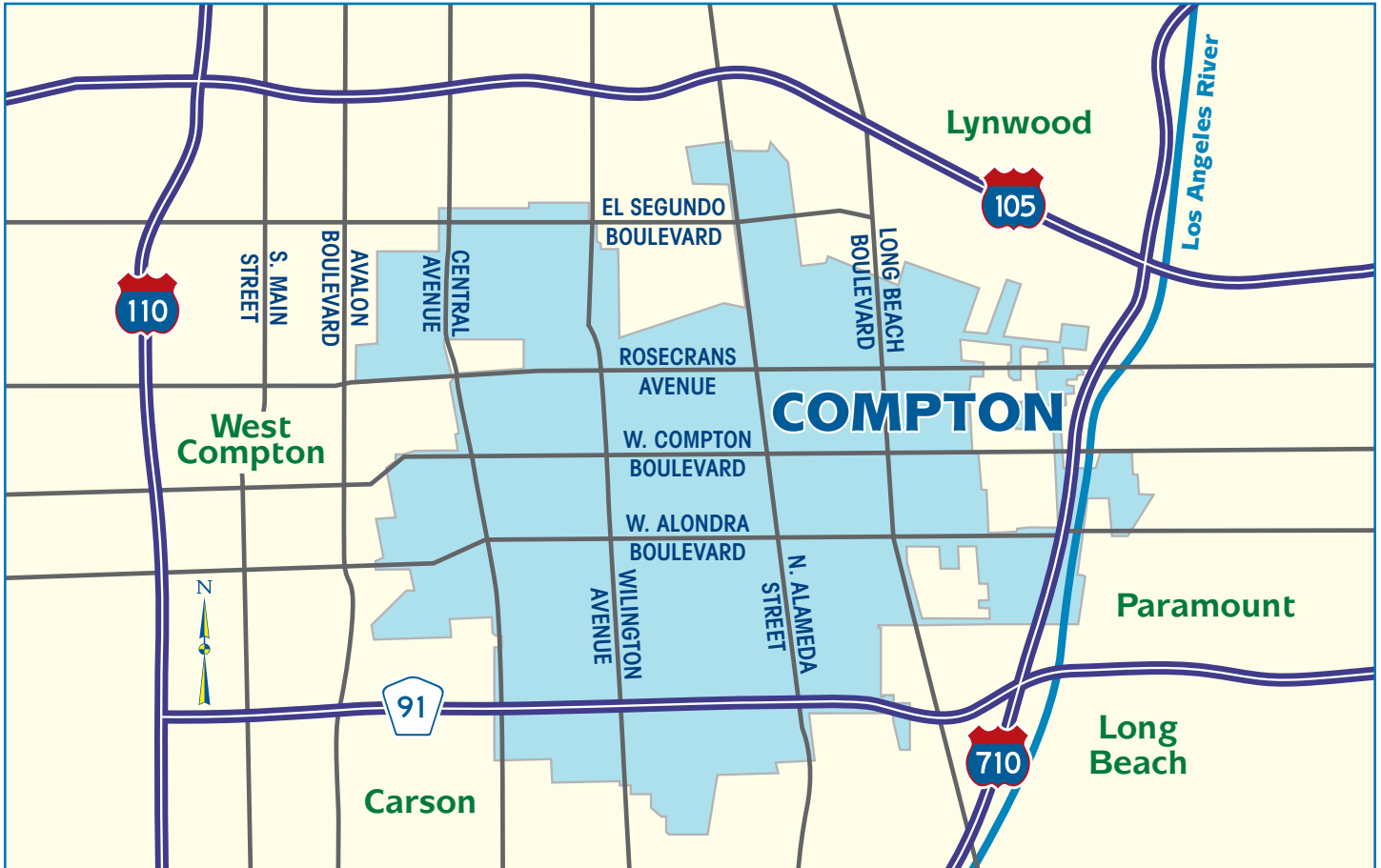
USEPA and the California Department of Public Health (CDPH) are the agencies responsible for establishing drinking water quality standards. To ensure that your tap water is safe to drink, USEPA and CDPH prescribe

regulations that limit the amount of certain contaminants in water provided by public water systems. CDPH regulations also establish limits for contaminants in bottled water that must provide the same protection for public health. The federal Food and Drug Administration (FDA) also sets regulations for bottled water.

The City of Compton vigilantly safeguards its water supply and, as in years past, the water delivered to your home meets the standards required by the state

and federal regulatory agencies. In accordance with the SDWA, the City monitors over 100 compounds in your water supply. This report includes only the compounds actually detected in the water.

Una versión en español de este informe se encuentra en la página 6 de este folleto.



The City of Compton Water Utility Division service area.

The Quality of Your Water is Our Primary Concern

Sources of Supply

Your drinking water is a blend of mostly groundwater from the Central Basin groundwater basin and also surface water imported by the Metropolitan Water District of Southern California (MWD). MWD's imported water sources are a blend of State Water Project water from northern California and water from the Colorado River Aqueduct.

The City of Compton's water system was built with maximum flexibility. We have 8 active wells, located in strategic portions of Compton, and 3 imported water connections. This means that under emergency, drought, or other unusual conditions, the source of water to any area may change.

Basic Information About Drinking Water Contaminants

The sources of drinking water (both tap water and bottled water) include rivers, lakes, streams, ponds, reservoirs, springs and wells. As water travels over the surface of land or through the layers of the ground it dissolves naturally occurring minerals and, in some cases, radioactive material, and can pick up substances resulting from the presence of animal and human activity.

Contaminants that may be present in source water include:

- **Microbial contaminants**, such as viruses and bacteria, which may come from sewage treatment plants, septic systems, agricultural livestock operations and wildlife.
- **Radioactive contaminants**, which can be naturally occurring or be the result of oil and gas production or mining activities.
- **Inorganic contaminants**, such as salts and metals, which can be naturally occurring or result from urban storm runoff, industrial or domestic wastewater discharges, oil and gas production, mining and farming.
- **Pesticides and herbicides**, which may come from a variety of sources such as agriculture, urban stormwater runoff and residential uses.
- **Organic chemical contaminants**, including synthetic and volatile organic chemicals, which are by-products of industrial processes and petroleum production, and can also come from gasoline stations, urban stormwater runoff, agricultural application and septic systems.

In order to ensure that tap water is safe to drink, USEPA and the CDPH prescribe regulations that limit the amount of certain contaminants in water provided by public water systems. CDPH regulations also establish limits for contaminants in bottled water that must provide the same protection for public health. Drinking water, including bottled water, may reasonably be expected to contain at least small amounts of some contaminants. The presence of contaminants does not necessarily indicate that water poses a health risk.

More information about contaminants and potential health effects can be obtained by calling the USEPA's Safe Drinking Water Hotline at (800) 426-4791.

Drinking Water Fluoridation

Fluoride has been added to U.S. drinking water supplies since 1945. Of the 50 largest cities in the U.S., 43 fluoridate their drinking water. In December 2007, MWD joined a majority of the nation's public water suppliers in adding fluoride to drinking water in order to prevent tooth decay. In line with recommendations from the CDPH, as well as the U.S. Centers for Disease Control and Prevention, MWD adjusted the natural fluoride level in imported treated water from the Colorado River and State Project water to the optimal range for dental health of 0.7 to 1.3 parts per million.

Our local groundwater is not supplemented with fluoride. Fluoride levels in drinking water are limited under California state regulations at a maximum dosage of 2 parts per million.

There are many places to go for additional information about the fluoridation of drinking water.

U.S. Centers for Disease Control and Prevention

(800) 232-4636 ▪ www.cdc.gov/fluoridation/

California Department of Public Health

www.cdph.ca.gov/certlic/drinkingwater/Pages/Fluoridation.aspx

American Water Works Association: www.awwa.org

For more information about MWD's fluoridation, please contact Edgar G. Dymally at (213) 217-5709 or at edymally@mwdh2o.com.



Questions About Your Water? Contact Us for Answers.

The City of Compton vigilantly safeguards its water supply and, as in years past, the water delivered to your home meets the standards required by the state and federal regulatory agencies.

For information about this report, or your water quality in general, please contact the City of Compton Water Utility Division at (310) 605-5595. The City Council meets on the first and third Tuesdays of the month at 3:30 pm, and meets on the second and fourth Tuesday of the month at 5:45 pm.

The meetings are held in the Council Chambers at City Hall, 205 S Willowbrook Avenue, Compton, California 90220.

Please feel free to participate in these meetings.

For more information about the health effects of the listed contaminants in the following tables, call the U.S. Environmental Protection Agency hotline at (800) 426-4791.

Want Additional Information?

There's a wealth of information on the internet about Drinking Water Quality and water issues in general. A good place to begin your own research is the City of Compton website: www.comptoncity.org.

In addition to extensive information about your local water and the support and services we offer, you'll find links for many other local, statewide, and national resources.

Information You Should Know about the Quality of Your Drinking Water

Issues in Water Quality that Could Affect Your Health

Cryptosporidium

Cryptosporidium is a microscopic organism that, when ingested, can cause diarrhea, fever, and other gastrointestinal symptoms. The organism comes from animal and/or human wastes and may be in surface water.



MWD tested their source water and treated surface water for *Cryptosporidium* in 2013 but did not detect it. If it ever is detected, *Cryptosporidium* is eliminated by an effective treatment combination including sedimentation, filtration and disinfection.

The USEPA and the federal Centers for Disease Control guidelines on appropriate means to lessen the risk of infection by *Cryptosporidium* and other microbial contaminants are available from USEPA's Safe Drinking Water Hotline at (800) 426-4791 between 10 a.m. and 4 p.m. Eastern Time (7 a.m. to 1 p.m. in California).

Disinfectants and Disinfection Byproducts

Disinfection of drinking water was one of the major public health advances in the 20th century. Disinfection was a major factor in reducing waterborne disease epidemics caused by pathogenic bacteria and viruses, and it remains an essential part of drinking water treatment today.

Chlorine disinfection has almost completely eliminated from our lives the risks of microbial waterborne diseases. Chlorine is added to your drinking water at the source of supply (groundwater well or surface water treatment plant). Enough chlorine is added so that it does not completely dissipate through the distribution system pipes. This "residual" chlorine helps to prevent the growth of bacteria in the pipes that carry drinking water from the source into your home.

However, chlorine can react with naturally-occurring materials in the water to form unintended chemical byproducts, called disinfection byproducts (DBPs), which may pose health risks. A major challenge is how to balance the risks from microbial pathogens and DBPs. It is important to provide protection from these microbial pathogens while simultaneously ensuring decreasing health risks from disinfection byproducts. The Safe Drinking Water Act requires the U.S. Environmental Protection Agency (USEPA) to develop rules to achieve these goals.

Trihalomethanes (THMs) and Haloacetic Acids (HAAs) are the most common and most studied DBPs found in drinking water treated with chlorine. In 1979, the USEPA set the maximum amount of total THMs allowed in drinking water at 100 parts per billion as an annual running average. Effective in January 2002, the Stage 1 Disinfectants/Disinfection Byproducts Rule lowered the total THM maximum annual average level to 80 parts per billion and added HAAs to the list of regulated chemicals in drinking water. Full Stage 2 compliance began in 2012. Your drinking water complies with the Stage 1 and Stage 2 Disinfectants/Disinfection Byproducts Rule.

Immuno-Compromised People

Some people may be more vulnerable to contaminants in drinking water than the general population. Immuno-compromised people, such as those with cancer who are undergoing chemotherapy, persons who have had organ transplants, people with HIV/AIDS or other immune system disorders, some elderly persons and infants can be particularly at risk from infections. These people should seek advice about drinking water from their health care providers.

About Lead in Tap Water

If present, elevated levels of lead can cause serious health problems, especially for pregnant women and young children.

Lead in drinking water is primarily from materials and components associated with service lines and home plumbing. The City of Compton is responsible for providing high quality drinking water, but cannot control the variety of materials used in plumbing components. When your water has been sitting for several hours, you can minimize the potential for lead exposure by flushing your tap for 30 seconds to 2 minutes before using water for drinking or cooking.

If you are concerned about lead in your water, you may wish to have your water tested.

Information on lead in drinking water, testing methods, and steps you can take to minimize exposure is available from the Safe Drinking Water Hotline or at: www.epa.gov/safewater/lead.



Source Water Assessments

Imported (MWD) Water Assessment

Every five years, MWD is required by CDPH to examine possible sources of drinking water contamination in its State Water Project and Colorado River source waters.

MWD submitted to CDPH its 2010 updates to the Watershed Sanitary Surveys for the Colorado River and State Water Project, which include suggestions for how to better protect these source waters. Both source waters are exposed to stormwater runoff, recreational activities, wastewater discharges, wildlife, fires, and other watershed-related factors that could affect water quality.

Water from the Colorado River is considered to be most vulnerable to contamination from recreation, urban/stormwater runoff, increasing urbanization in the watershed, and wastewater. Water supplies from Northern California's State Water Project are most vulnerable to contamination from urban/stormwater runoff, wildlife, agriculture, recreation, and wastewater.

USEPA also requires MWD to complete one Source Water Assessment



(SWA) that utilizes information collected in the watershed sanitary surveys. MWD completed its SWA in December 2002. The SWA is used to evaluate the vulnerability of water sources to contamination and helps determine whether more protective measures are needed.

A copy of the most recent summary of either Watershed Sanitary Survey or the SWA can be obtained by calling MWD at (213) 217-6850.

Groundwater Assessment

An assessment of the drinking water sources for the City of Compton was completed in 2003. The groundwater sources are considered most vulnerable to the following activities associated with contaminants detected in the water supply: automobile gas stations, high density housing, transportation corridors, and underground storage tanks.

A copy of the approved assessment may be obtained by contacting the Compton Water Utility Division at (310) 605-5595 or sending a written request to 205 South Willowbrook Avenue, Compton, California 90220.



Compton Water Utility Division 2013 Consumer Confidence Report

Results are from the most recent testing performed in accordance with state and federal drinking water regulations

Primary Standards Monitored at the Source – Mandated for Public Health

	Groundwater		MWD's Surface Water		Primary MCL	MCLG or PHG	Major Source in Drinking Water
	Average	Range	Average	Range			
Organic Chemicals (µg/L)							
Tetrachloroethylene (PCE)*	0.5	ND – 6.5	ND	ND	5	0.06 (a)	Discharge from factories, dry cleaners, and auto shops (metal degreaser).
Trichloroethylene (TCE)	0.03	ND – 0.9	ND	ND	5	1.7 (a)	Discharge from metal degreasing sites and other factories
<i>*Some people who use water containing tetrachloroethylene in excess of the MCL over many years may experience liver problems, and may have an increased risk of getting cancer.</i>							
Inorganics – Sampled from 2011 to 2013 (b)							
Aluminum (mg/L)	0.2	ND – 0.74	0.15	0.07 – 0.23	1	0.6 (c)	Erosion of natural deposits; residue from surface water treatment processes
Arsenic (µg/L) (d)	3.6	ND – 9.4	0.67	ND – 2.0	10	0.004 (c)	Erosion of natural deposits; glass/electronics production wastes; runoff
Barium (mg/L)	0.09	ND – 0.14	ND	ND	1	2 (c)	Oil drilling waste and metal refinery discharge; erosion of natural deposits
Fluoride (mg/L) (l)	0.31	0.23 – 0.37	0.80	0.7 – 1.0	2.0	1 (c)	Erosion of natural deposits, water additive that promotes strong teeth
Nitrate (mg/L as NO ₃)	1.2	ND – 3.7	2.10	1.8 – 2.3	45	45 (c)	Runoff and leaching from fertilizer use/septic tanks/sewage, natural erosion
Radionuclides (pCi/L) – Results are from 2010 to 2013 (b)							
Gross Alpha	2.8	0.07 – 5.9	1	ND – 3.0	15 (f)	0	Erosion of natural deposits
Gross Beta	NA	NA	1.3	ND – 6.0	50 (f)	0	Decay of natural and man-made deposits
Radium 226	0.32	0.12 – 0.51	ND	ND	5 (e)	0.05	Erosion of natural deposits
Radium 228	0.15	ND – 0.4	ND	ND		0.019	Erosion of natural deposits
Uranium	1.77	ND – 4.2	1.7	ND – 2.0	20 (f)	0.43 (c)	Erosion of natural deposits

Primary Standards Monitored in the Distribution System – Mandated for Public Health

Microbials	Distribution System		Primary MCL	MCLG or PHG	Major Source in Drinking Water
	Average % Positive	Range % Positive			
Total Coliform Bacteria	0.09%	0% – 0.9%	5%	0%	Naturally present in the environment
Fecal Coliform and E. Coli Bacteria	0%	0%	0%	0%	Human and animal fecal waste
No. of Acute Violations	0	0	–	–	
Microbials	Distribution System		Primary MCL	MCLG or PHG	Major Source in Drinking Water
	Average	Range			
Turbidity (NTU)	0.04	ND – 1.6	TT	–	Soil runoff
Disinfection By-Products (g) and Disinfection Residuals	Distribution System		Primary MCL	MCLG or PHG	Major Source in Drinking Water
	Highest Running Annual	Range			
Total Trihalomethanes – TTHMs (µg/L)	57.6	1.0 – 69.0	80	–	By-product of drinking water chlorination
Haloacetic Acids – HAAs (µg/L)	19	ND – 25.0	60	–	By-product of drinking water disinfection
Total Chlorine Residual (mg/L)	1.31	0.05 – 2.2	4.0 (h)	4.0 (i)	Drinking water disinfectant added for treatment
At the Tap Physical Constituents	Distribution System		Action Level	MCLG or PHG	Major Source in Drinking Water
	90 th Percentile	No. of Sites Above the AL			
Copper (mg/L) (30 sites sampled in 2012)	0.07 (j)	0	1.3 AL	0.3 (c)	Internal corrosion of household plumbing, erosion of natural deposits
Lead (µg/L) (30 sites sampled in 2012)	0 (j)	1	15 AL	2 (c)	Internal corrosion of household plumbing, industrial manufacturer discharges

Secondary Standards Monitored at the Source for Aesthetic Purposes – Sampled in 2011-2013 (b)

	Groundwater		MWD's Surface Water		Secondary MCL	MCLG or PHG	Major Source in Drinking Water
	Average	Range	Average	Range			
Aggressiveness Index (corrosivity)	12.4	12-13	12.2	12.0 – 12.3	Non-corrosive	–	Natural/industrially-influenced balance of hydrogen/carbon/oxygen in water
Aluminum (µg/L) (k)	198.6	ND – 740	153	67 – 230	200	600 (c)	Erosion of natural deposits, surface water treatment process residue
Chloride (mg/L)	36.8	25 – 54	83.3	75 – 91	500	–	Runoff/leaching from natural deposits, seawater influence
Color (color units)	1.3	ND – 5.0	1.3	1.0 – 2.0	15	–	Naturally-occurring organic materials
Iron (µg/L)	204.2	ND – 1000	ND	ND	300	–	Leaching from natural deposits; industrial waste
Specific Conductance (µS/cm)	591.7	430 – 700	763.3	520 – 900	1,600	–	Substances that form ions when in water, seawater influence
Manganese (µg/L)	18.5	ND – 52	ND	ND	50	–	Leaching from natural deposits
Odor (threshold odor number)	ND	ND	3.3	3.0 – 6.0	3	–	Naturally-occurring organic materials.
Sulfate (mg/L)	84.5	53.0 – 110	139.3	44 – 200	500	–	Runoff/leaching from natural deposits, industrial wastes
Total Dissolved Solids (mg/L)	376.7	300 – 440	453.3	280 – 560	1,000	–	Runoff/leaching from natural deposits
Turbidity (NTU)	0.9	ND – 3.9	ND	ND	5	–	Soil runoff

Secondary Standards Monitored in the Distribution System for Aesthetic Purposes

General Physical Constituents	Distribution System		Secondary MCL	MCLG or PHG	Major Source in Drinking Water
	Average	Range			
Color (color units)	0.00	0	15	–	Naturally-occurring organic materials
Odor (threshold odor number)	1	1.0 – 2.0	3	–	Naturally-occurring organic materials

Additional Chemicals of Interest – Sampled in 2011-2013 (b)

	Groundwater		MWD's Surface Water		Major Source in Drinking Water
	Average	Range	Average	Range	
Alkalinity (mg/L)	171	150 – 190	101	76 – 130	Erosion of Natural Deposits
Boron (µg/L)	NA	NA	150	140 – 160	Erosion of Natural Deposits
Calcium (mg/L)	61	38 – 79	47.3	22 – 61	Erosion of Natural Deposits
1,4-Dioxane (µg/L)	0.68	ND – 2.2	NA	NA	Discharge from factories using chlorinated solvents
Magnesium (mg/L)	12	3.8 – 19	18.7	12 – 23	Erosion of Natural Deposits
N-Nitrosodimethylamine (µg/L)	NA	NA	0.001	ND – 0.005	Discharge from manufacture of rocket fuel and other processes
pH (standard unit)	8.1	8.0 – 8.2	8.2	8.1 – 8.4	Acidity, hydrogen ions
Potassium (mg/L)	2.8	1.8 – 3.6	3.7	2.6 – 4.4	Erosion of Natural Deposits
Sodium (mg/L)	43	36 – 52	74.7	57 – 87	Erosion of Natural Deposits
Total Hardness (mg/L)	200	110 – 260	200	110 – 250	Erosion of Natural Deposits
Total Organic Carbon (mg/L)	NA	NA	2.3	1.8 – 2.7	Various Natural and Man-made Sources

What are Water Quality Standards?

Drinking water standards established by USEPA and CDPH set limits for substances that may affect consumer health or aesthetic qualities of drinking water. The chart in this report shows the following types of water quality standards:

- **Maximum Contaminant Level (MCL):** The highest level of a contaminant that is allowed in drinking water. Primary MCLs are set as close to the PHGs (or MCLGs) as is economically and technologically feasible.
- **Maximum Residual Disinfectant Level (MRDL):** The highest level of a disinfectant allowed in drinking water. There is convincing evidence that addition of a disinfectant is necessary for control of microbial contaminants.
- **Secondary MCLs** are set to protect the odor, taste, and appearance of drinking water.
- **Primary Drinking Water Standard:** MCLs for contaminants that affect health along with their monitoring and reporting requirements and water treatment requirements.
- **Regulatory Action Level (AL):** The concentration of a contaminant which, if exceeded, triggers treatment or other requirements that a water system must follow.
- **Treatment Technique (TT):** A required process intended to reduce the level of a contaminant in drinking water.
- **Primary Drinking Water Standards (PDWS):** MCLs and MRDLs for contaminants that affect health along with their monitoring and reporting requirements, and water treatment requirements.
- **Secondary Drinking Water Standards (SDWS):** MCLs for contaminants that affect the aesthetic (taste, odor, or appearance) qualities of the drinking water. Contaminants with SDWSs do not affect the health at the MCL levels.
- **Variations and Exemptions:** Department permission to exceed an MCL or not comply with a treatment technique under certain conditions.

How are Contaminants Measured?

Water is sampled and tested throughout the year. Contaminants are measured in:

- parts per million (ppm) or milligrams per liter (mg/L)
- parts per billion (ppb) or micrograms per liter ($\mu\text{g/L}$)
- parts per trillion (ppt) or nanograms per liter (ng/L)

What is a Water Quality Goal?

In addition to mandatory water quality standards, USEPA and CDPH have set voluntary water quality goals for some contaminants. Water quality goals are often set at such low levels that they are not achievable in practice and are not directly measurable. Nevertheless, these goals provide useful guideposts and direction for water management practices. The chart in this report includes three types of water quality goals:

- **Maximum Contaminant Level Goal (MCLG):** The level of a contaminant in drinking water below which there is no known or expected risk to health. MCLGs are set by the U.S. Environmental Protection Agency.
- **Maximum Residual Disinfectant Level Goal (MRDLG):** The level of a drinking water disinfectant below which there is no known or expected risk to health. MRDLGs do not reflect the benefits of the use of disinfectants to control microbial contaminants.
- **Public Health Goal (PHG):** The level of a contaminant in drinking water below which there is no known or expected risk to health. PHGs are set by the California Environmental Protection Agency.

CCR Chart Abbreviations

<	=	less than
SI	=	saturation index
pCi/L	=	picoCuries per liter
ND	=	constituent not detected at the reporting limit
NA	=	constituent not analyzed
mg/L	=	milligrams per liter or parts per million (equivalent to 1 drop in 42 gallons)
NTU	=	nephelometric turbidity units
$\mu\text{g/L}$	=	micrograms per liter or parts per billion (equivalent to 1 drop in 42,000 gallons)
$\mu\text{S/cm}$	=	microSiemens per centimeter
ng/L	=	nanograms per liter or parts per trillion (equivalent to 1 drop in 42,000,000 gallons)

CCR Chart Footnotes

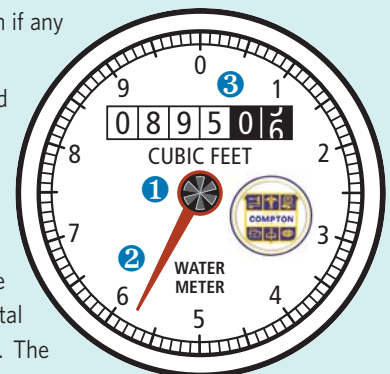
- Over 50 regulated and unregulated organic chemicals were analyzed. None were detected at or above the reporting limit in groundwater or surface water sources.
- Indicates dates sampled for groundwater sources only.
- California Public Health Goal (PHG). Other advisory levels listed in this column are federal Maximum Contaminant Level Goals (MCLGs).
- While your drinking water meets the federal and state standard for arsenic, it does contain low levels of arsenic. The arsenic standard balances the current understanding of arsenic's possible health effects against the costs of removing arsenic from drinking water. The U.S. Environmental Protection Agency continues to research the health effects of low levels of arsenic, which is a mineral known to cause cancer in humans at high concentrations and is linked to other health effects such as skin damage and circulatory problems.
- Combined Radium 226 + Radium 228 has a Maximum Contaminant Level (MCL) of 5 pCi/L.
- MCL compliance based on 4 consecutive quarters of sampling.
- Running annual average used to calculate average, range, and MCL compliance.
- Maximum Residual Disinfectant Level (MRDL)
- Maximum Residual Disinfectant Level Goal (MRDLG)
- 90th percentile from the most recent sampling at selected customer taps.
- Aluminum has primary and secondary standards.
- MWD started adding fluoride at each treatment plant in fall 2007. MWD was in compliance with the provisions of the State's requirements

How to Read Your Residential Water Meter

Your water meter is usually located between the sidewalk and curb under a cement cover. Remove the cover by inserting a screwdriver in the hole in the lid and then carefully lift the cover. The meter reads straight across, like the odometer on your car. Read only the white numbers (0895).

If you are trying to determine if you have a leak, turn off all the water in your home, both indoor and outdoor faucets, and then check the dial for any movement of the low-flow indicator. If there is movement, that indicates a leak between the meter and your plumbing system.

- 1 **Low-Flow Indicator** — The low flow indicator will spin if any water is flowing through the meter.
- 2 **Sweep Hand** — Each full revolution of the sweep hand indicates that one cubic foot of water (7.48 gallons) has passed through the meter. The markings at the outer edge of the dial indicate tenths and hundredths of one cubic foot.
- 3 **Meter Register** — The meter register is a lot like the odometer on your car. The numbers keep a running total of all the water that has passed through the meter. The register shown here indicates that 89,505 cubic feet of water has passed through this meter.



Ciudad de Compton Informe de Confianza de Consumidor de 2013

Desde 1990, los servicios de agua de California han proporcionado un informe anual sobre la calidad del agua a sus clientes. **Este informe cubre las pruebas de la calidad del agua del año calendario 2013** y ha sido preparado en cumplimiento con las normas exigidas en la reautorización de 1996 de la Ley de Agua Potable Segura. La reautorización encargó la actualización y el fortalecimiento del programa de regulación del agua de la llave a la Agencia de Protección Ambiental de los Estados Unidos (USEPA, por sus siglas en inglés).



USEPA y el Departamento de Salud Pública del estado de California (CDPH, por sus siglas en inglés) son las agencias responsables de establecer los estándares de calidad del agua potable. Para asegurar que su agua de la llave es segura para beber, USEPA y CDPH prescriben las normas que limitan la cantidad de ciertos contaminantes en el agua que recibimos de los sistemas públicos de agua. Las regulaciones del Departamento de Salud Pública también establecen límites para contaminantes en el agua embotellada que tiene que proveer la misma protección para la salud pública. La Administración de Medicamentos y Alimentos (FDA, por sus siglas en inglés) también prescribe regulaciones para el agua embotellada.

La Ciudad de Compton protege cuidadosamente su suministro de agua y, como en años previos, el agua que distribuimos a su casa cumple con los estándares obligados por las agencias reguladoras del estado y del gobierno federal. De acuerdo con la Ley de Agua Potable Segura, la Ciudad supervisa más de 100 compuestos en su suministro de agua. Este informe incluye solo los compuestos que en efecto se detectaron en el agua.

Fuentes del Suministro

Su agua potable es mayormente una mezcla de agua subterránea del Central Basin y agua superficial importada del Distrito Metropolitano de Agua del Sur de California (MWD, por sus siglas en inglés). Las fuentes de agua importada del MWD son una mezcla de agua del Proyecto de Agua del Estado del norte de California y agua del Acueducto Río Colorado.

El sistema de agua de la ciudad de Compton fue construido con máxima flexibilidad. Tenemos ocho pozos activos, ubicados estratégicamente a través de Compton y tres conexiones a agua importada. Eso quiere decir que cuando hay una emergencia, sequía, u otras condiciones inusuales, la fuente de agua para cualquier área puede cambiar.

¿Tiene Ud. preguntas sobre su agua?

Contacte con nosotros para obtener respuestas.

Para información sobre este informe, o sobre la calidad de su agua en general, favor de contactar con la Ciudad de Compton, División de Servicios de Agua al (310) 605-5595. El Consejo Municipal se reúne el primer y tercer martes de cada mes a las 5:45 p.m. y también el segundo y cuarto martes del mes a las 3:30 p.m.

Las reuniones se celebran en la Cámara del Consejo en el Ayuntamiento, 205 S. Willowbrook Ave., Compton, CA 90220. No dude en participar en estas reuniones.

Para más información acerca de los efectos en la salud de los contaminantes mencionados en las siguientes tablas, llame a la línea directa de USEPA al (800) 426-4791.

¿Quiere información adicional?

Hay mucha información en el Internet acerca de la Calidad de Agua Potable y temas relacionados con el agua en general. Un buen sitio para empezar sus propias investigaciones es el sitio de web de la Ciudad de Compton:

www.comptoncity.org

Además de la información extensa sobre el agua local y el apoyo y servicios que ofrecemos, encontrará enlaces para muchos otros recursos locales, estatales y nacionales.

La Ciudad de Compton controla cuidadosamente el suministro de agua y como en años previos, el agua que llega a su casa cumple con los estándares obligados por las agencias reguladoras del estado y del gobierno federal.

Información básica sobre los contaminantes del agua potable

Las fuentes de agua potable (tanto del agua de la llave como de la embotellada) incluyen ríos, lagos, arroyos, estanques, embalses, manantiales y pozos. A medida que el agua se desplaza sobre la superficie de la tierra, o a través de ella, disuelve minerales presentes de modo natural, y en algunos casos, materiales radioactivos. Asimismo, puede incorporar sustancias derivadas de la presencia de animales o de actividades humanas.

Los contaminantes que pueden estar presentes en el agua incluyen:

- **Contaminantes microbianos**, tales como virus y bacterias, que pueden provenir de las plantas de tratamiento de aguas residuales, los sistemas sépticos, flora y fauna silvestres, y las operaciones agrícolas con el ganado.
- **Contaminantes radioactivos**, los cuales pueden estar presentes de forma natural, o provenir de la producción de aceites y gasolinas o de las actividades de minería.
- **Contaminantes inorgánicos**, tales como sales y metales que pueden estar presentes de forma natural o provenir del escurrimiento de aguas pluviales de la zona urbana, las descargas de aguas residuales industriales o domésticas, la producción de aceites y gasolinas, la minería o la agricultura.
- **Pesticidas y herbicidas**, que pueden provenir de una variedad de fuentes, tales como la agricultura, el escurrimiento de aguas pluviales de la zona urbana y los usos residenciales.
- **Contaminantes químicos orgánicos**, incluyendo a las sustancias químicas orgánicas sintéticas y volátiles que son subproductos de los procesos industriales y la producción de petróleo, y que pueden provenir también de las estaciones de servicio (gasolineras), el escurrimiento de aguas pluviales de la zona urbana, las aplicaciones agrícolas y los sistemas sépticos.

Para asegurar que el agua de la llave sea segura para beber, USEPA y el Departamento de Salud Pública prescriben regulaciones que limitan la cantidad de ciertos contaminantes en el agua que los sistemas públicos suministran. Las regulaciones del Departamento de Salud Pública también establecen límites para los contaminantes en el agua embotellada que tienen que proveer la misma protección para la salud pública. El agua potable, incluso el agua embotellada, puede razonablemente contener al menos pequeñas cantidades de algunos contaminantes. La presencia de los contaminantes no indica necesariamente que el agua represente un riesgo para la salud.

Para más información sobre contaminantes y los posibles efectos en la salud, llame a la línea directa de "Agua Potable Segura" de la USEPA al (800) 426-4791.

Fluoración del agua potable

En los EEUU se añade el fluoruro al suministro de agua potable desde 1945. Entre las 50 ciudades más grandes en los EEUU, 43 fluoran su agua potable. En diciembre del 2007, el MWD se unió a la mayoría de los suministradores públicos de agua en el país en añadir el fluoruro al agua potable para prevenir caries. De acuerdo con las recomendaciones del Departamento de Salud Pública, tanto como los Centros para el Control y la Prevención de Enfermedades, el MWD ajustó el nivel natural de fluoruro en el agua tratada importada del Río Colorado y el Proyecto de Agua del Estado al rango óptimo para la salud dental de 0.7 a 1.3 partes por millón.

Nuestra agua subterránea no se suplementa con fluoruro. Las regulaciones del estado de California limitan los niveles de fluoruro en el agua potable a una dosis máxima de 2 partes por millón.

Hay muchas fuentes posibles para más información acerca de la fluoración del agua potable.

Centros para el Control y la Prevención de Enfermedades

(CDC, por sus siglas en inglés)

(800) 232-4636 • www.cdc.gov/fluoridation/

Departamento de Salud Pública de California

www.cdph.ca.gov/certlic/drinkingwater/Pages/Fluoridation.aspx

American Water Works Association: www.awwa.org

Para más información sobre la fluoración que hace el MWD,

favor de contactar con **Edgar G. Dymally** al **(213) 217-5709**

o por correo electrónico al edymally@mwdh2o.com.



Información que Ud. debe saber sobre la calidad de su agua potable

Cuestiones relacionadas con la calidad del agua que pueden afectar su salud

Cryptosporidium

Cryptosporidium es un organismo microscópico que, cuando se ingiere, puede causar diarrea, fiebre y otros síntomas gastrointestinales. El organismo proviene de excrementos humanos o animales y puede estar presente en el agua superficial.

El Distrito Metropolitano de Agua analizó su agua sin tratar y su agua superficial tratada para el *Cryptosporidium* en 2013, pero no lo detectó. Si en algún momento se detecta, el *Cryptosporidium* se elimina con un efectivo tratamiento combinado que incluye la sedimentación, la filtración y la desinfección.

Las pautas federales de la USEPA y de los Centros para el Control y la Prevención de Enfermedades sobre las medidas apropiadas para disminuir el riesgo de infección por *Cryptosporidium* y otros contaminantes microbianos están disponibles en la línea directa de "Agua Potable Segura" de la USEPA al (800) 426-4791 entre 10 a.m. y 4 p.m. hora del Este (7 a.m. a 1 p.m. en California).

Los desinfectantes y los derivados de la desinfección

La desinfección del agua potable es uno de los grandes avances en la salud pública en el siglo veinte. La desinfección es un factor importante en la reducción de las epidemias de enfermedades transmitidas por el agua causadas por bacterias y virus patógenos y sigue siendo una parte esencial del tratamiento del agua potable hoy en día.

La desinfección con cloro casi ha eliminado de nuestras vidas los riesgos de enfermedades microbianas transmitidas por el agua. Se añade cloro al agua potable en la fuente del suministro (pozo de agua subterránea o planta de tratamiento de agua superficial). Se añade bastante cloro para que no se disipe completamente por las tuberías del sistema de distribución. Este cloro "residual" ayuda a prevenir el crecimiento de bacterias en las tuberías que llevan el agua potable del origen a su casa.

Sin embargo, el cloro puede reaccionar con materiales de origen natural en el agua y formar derivados químicos accidentales, llamados derivados de la desinfección (DBPs, por sus siglas en inglés), que pueden presentar riesgos para la salud. Un objetivo importante es cómo equilibrar los riesgos de los patógenos microbianos y los DBPs. Es importante proveer protección de estos patógenos microbianos mientras simultáneamente aseguramos la reducción de riesgos a la salud de los derivados de la desinfección. La Ley de Agua Potable Segura obliga a la USEPA a elaborar reglas para lograr estos objetivos.

Trihalometanos (THMs) y Ácidos Haloacéticos (HAAs) son los DBPs más comunes y más estudiados que se encuentran en el agua potable tratada con cloro. En 1979, la USEPA fijó la cantidad máxima de Trihalometanos totales permitidos en el agua potable a 100 partes por mil millones como el promedio anual consecutivo. En efecto desde enero del 2002, la Primera Etapa de la Regla de Desinfectantes/Derivados de la Desinfección bajó el nivel medio anual máximo de THM total a 80 partes por mil millones y añadió Ácidos Haloacéticos a la lista de productos químicos regulados en el agua potable. El cumplimiento completo de la Etapa 2 empezó en 2012. Su agua potable cumple con los requisitos de la Regla de Desinfectantes/Derivados de la Desinfección, Etapa 1 y Etapa 2.

Personas inmunocomprometidas

Algunas personas pueden ser más vulnerables a los contaminantes en el agua potable que la población general. Las personas inmunocomprometidas, tal como aquellos que padecen de cáncer y reciben quimioterapia, las que se han sometido a un trasplante de órgano, las que padecen VIH/SIDA u otros desordenes del sistema inmune y además algunos ancianos y bebés pueden correr riesgo particular de infecciones. Estas personas deben pedir consejos sobre el agua potable a sus profesionales de la salud.

Acerca del Plomo en el Agua de la Llave

Cuando hay plomo presente a niveles elevados puede causar problemas serios de salud, especialmente para las mujeres embarazadas y los niños pequeños.

El plomo en el agua potable resulta principalmente de los materiales y componentes asociados con los líneas de servicio y las tuberías de casa. La Ciudad de Compton se responsabiliza a proveer agua potable de alta calidad, pero no puede controlar la variedad de materiales usados en los componentes de la plomería. Cuando Ud. no ha usado el agua en casa durante varias horas, puede minimizar la posibilidad de exposición al plomo purgando la llave entre 30 segundos y 2 minutos antes de usar el agua para beber o cocinar.

Si tiene alguna preocupación sobre los niveles de plomo en el agua de su casa, puede contratar a un profesional para medirlo.

Para más información acerca del plomo en el agua potable, los métodos para medirlo y los pasos preventivos que puede tomar para minimizar la exposición al plomo, llame a la línea directa de "Agua Potable Segura" o busque en el sitio de web de la EPA: www.epa.gov/safewater/lead.



Evaluación del Agua

Evaluación del Agua Importada (MWD)

Cada cinco años, el Departamento de Salud Pública exige que el MWD examine posibles fuentes de contaminación del agua potable en las aguas del Proyecto de Agua del Estado y el Río Colorado.

El MWD entregó al Departamento de Salud Pública sus revisiones para 2010 de la Inspección Sanitaria de Cuencas Hidrográficas (Watershed Sanitary Survey) para el Río Colorado y el Proyecto de Agua del Estado, que incluyen sugerencias para proteger mejor estas aguas. Ambas fuentes de agua están expuestas al escurrimiento de aguas pluviales, actividades recreativas, descargas de aguas residuales, flora y fauna silvestres, incendios y otros factores relacionados con la cuenca hidrográfica que pueden afectar la calidad del agua.

El agua del Río Colorado se considera más vulnerable a la contaminación de actividades recreativas, el escurrimiento urbano y de aguas pluviales, la creciente urbanización en la cuenca y las aguas residuales. Los suministros de agua del Proyecto de Agua del Estado del norte de California son más vulnerables a la contaminación de escurrimiento urbano y de aguas pluviales, flora y fauna silvestres, la agricultura, las actividades recreativas y las aguas residuales.



USEPA también requiere que el Distrito Metropolitano del Agua haga una Evaluación de Agua de Origen (Source Water Assessment) que utiliza información recogida en las Inspecciones Sanitarias de Cuencas Hidrográficas. El Distrito Metropolitano del Agua terminó su Evaluación de Agua de Origen en diciembre del 2002. Esta evaluación se usa para estimar la vulnerabilidad de las fuentes de agua a la contaminación y ayuda a determinar si hacen falta más medidas protectores.

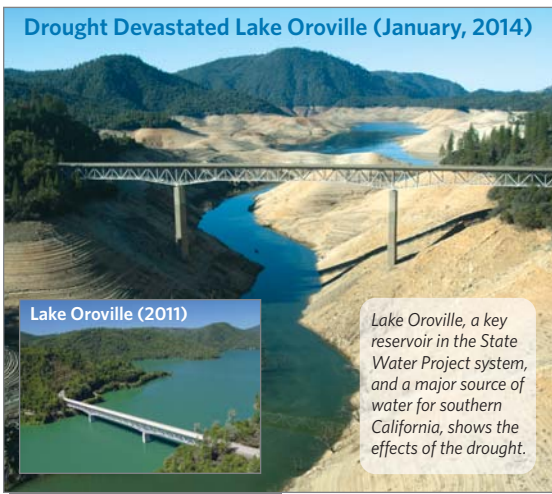
Se puede obtener una copia del resumen más reciente de la Inspección Sanitaria de Cuencas Hidrográficas o la Evaluación de Agua de Origen, llamando al Distrito Metropolitano de Agua al (213) 217-6850.

Evaluación del agua subterránea

Una evaluación de las fuentes del agua potable para la ciudad de Compton se hizo en 2003. Las fuentes de agua subterránea se consideran más vulnerables a las siguientes actividades asociadas con contaminantes detectados en el suministro de agua: las estaciones de servicio (gasolineras), las viviendas de alta densidad, los corredores de transporte y los tanques subterráneos de almacenamiento.

Se puede obtener una copia de la evaluación aprobada llamando la Ciudad de Compton, División de Servicios de Agua al (310) 605-5595 o por correo 205 South Willowbrook Avenue, Compton, California 90220.





It's Official: California is in a Drought

2013 was the driest year on record in California, and as dry conditions continue, some regions throughout the state are being severely impacted.

On January 17, 2014, Governor Jerry Brown declared a drought emergency and asked that all Californians voluntarily reduce their water use by 20%. While there is no immediate danger of water supply interruptions in the City of Compton, we must use our water supplies as efficiently as possible because we don't know how long the drought will last.

Southern California is well-prepared and in better shape than many of those in other parts of the state because we made investments for dry periods like this. Over the past 20 years, we have invested more than \$15 billion in water storage and infrastructure improvements that will help sustain us now, and will help ensure reliability in the future. The drought is a serious reminder that we must continue to invest in water infrastructure and reliability projects.



Conservation Tips for Inside Your Home... and Useful Solutions for Saving Water Outside Your Home

Wash only full loads of laundry and dishes:
Saves up to 50 gallons per week

Fix household leaks promptly:
Saves up to 20 gallons per day

Spend only 5 minutes in the shower:
Saves up to 8 gallons each time

Turn off the water while you brush your teeth:
Saves up to 2.5 gallons per minute

Buy water-saving devices like high-efficiency toilets and clothes washers. Many of them are eligible for rebates and you'll save many gallons of water per day.

Further conservation ideas, and complete rebate information, are available on the web at www.bewaterwise.com.

Water your lawn 1 to 2 days a week instead of 5 days a week: **Saves up to 840 gallons per week**

Check your sprinkler system for leaks, overspray and broken sprinkler heads and repair promptly:
Saves up to 500 gallons per month

Use a broom instead of a hose to clean driveways and sidewalks: **Saves up to 150 gallons each time**

Water your plants in the early morning or evening to reduce evaporation and ineffective watering due to wind: **Saves up to 25 gallons each time**

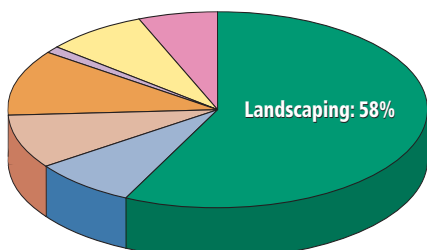
Additional water saving steps and devices are also available, and some of these are eligible for substantial rebates. Consider replacing your lawn with drought tolerant plants, synthetic turf, or permeable hardscape. Or add rotating sprinkler nozzles, a weather-based controller, or a drip line to enhance your automated irrigation system. And mulch. Hundreds of gallons a year can be saved by simply using organic mulch around plants to reduce evaporation.

Further conservation ideas, and complete rebate information, are available on the web at www.bewaterwise.com.

Talk to your family and friends about saving water. If everyone does a little, we all benefit a lot.

How Residential Water is Used throughout Southern California

Outdoor watering of lawns and gardens makes up approximately 60% of home water use. By cutting your outdoor watering by 1 or 2 days a week, you can dramatically reduce your overall water use.



● Showers & Baths: 8% ● Toilets: 11% ● Leaks: 7%
● Clothes Washers: 9% ● Dishwashers: 1% ● Faucets: 6%

Data is representative of average consumption; your water usage may vary.

For Your Information...

Disinfection: Water provided by the City contains chlorine used for disinfection and chloramines used by MWD, also for disinfection purposes. Customers on kidney dialysis should consult their physicians.

Fish or Amphibians: If you have fish or amphibians, make sure to remove any chloramines and chlorine before changing or adding water to the tanks. Remember, allowing drinking water to stand will not remove chloramines. Consult your local aquarium store for products that will remove the disinfectants.

Hot Water Heaters: Many odor complaints may be traced to the home's hot water heater. Remember to follow manufacturer's instructions and flush hot water heaters regularly. This will flush out any sediments that may have accumulated, provide good water turnover to maximize water quality, and help keep your unit in good working order.

Point of Use or Home Water Filtration Units: Be vigilant in changing or cleaning any filters or media on your home units. Always follow the manufacturers instructions. Remember, the water is only as clean as the filter allows. Improperly maintained filters can deliver very poor quality water.

