

Quality. Service. Value.

2014 Water Quality Report

Antelope Valley District
Lancaster

Este informe contiene información muy importante sobre su agua potable.
Tradúzcalo o hable con alguien que lo entienda bien.



Table of Contents

Welcome

From the Manager

Your Water System

Your Water System

Inside the Water Quality Laboratory

DWSAPP

2014 Test Results

Fluoride

Water Hardness

Possible Contaminants

About Lead

Key Definitions

Water Quality Table

More Information

Resources

Welcome



At California Water Service (Cal Water), protecting our customers' health and safety is our highest priority. But as your local water provider, we deliver more than just safe drinking water—we deliver quality, service, and value.

Quality. We are dedicated to providing a high-quality water supply to our customers. We have rigorous safeguards in place to make sure that our water meets or surpasses all health standards, and **we are pleased to announce that, in 2014, we met every primary and secondary state and federal standard.** In California, we test 68,000 water samples per year to ensure we are in compliance with strict state and federal standards.

Service. Beyond providing a clean, reliable water supply whenever you need it, we also work diligently to ensure that supplies are adequate to meet demand, even as we endure the worst drought in California history. To help customers meet new, state-mandated water-use reduction targets, we offer a wide variety of conservation programs and rebates. Our dedicated team of professionals is here to assist you with both routine business and after-hours emergencies.

Value. The costs of providing water and treatment continue to increase, but we are working to ensure that our water stays affordable. We do this in part by investing in infrastructure that is built to last and only replacing equipment when it is nearing the end of its useful life. We also work to find cost-effective solutions for securing, testing, treating, storing, and delivering the water to you. We do all it takes to deliver a clean, reliable water supply right to your home, for less than a penny per gallon in nearly all of our service areas.

This annual water quality report shows any constituents that were detected in your water in 2014, and how your water compares to state and federal water quality standards. This report also provides information about the steps we take to protect your health and safety and answers questions you may have about your water quality.

If you have any questions or concerns, you can contact us by phone or email, through our web site, or in person at your local Customer Center. For important announcements and other water-related news, please visit calwater.com or watch for information in your monthly bill.

Sincerely,

Chris Whitley, Local Manager, Antelope Valley District

ANTELOPE VALLEY DISTRICT 5015 WEST AVENUE L-14, UNIT 2 QUARTZ HILL, CA 93536 (661) 943-9001

Your Water System

We serve approximately 1,400 customer connections in our Fremont Valley, Grand Oaks, Lancaster, Lake Hughes, and Leona Valley water systems.


Most of the water we provide is pumped from local aquifers by wells located throughout our service area. The Lancaster system includes two active groundwater wells, three storage tanks, and two booster pumps. Cal Water proactively maintains and upgrades our facilities to ensure a reliable, high-quality supply.

If you have any questions, suggestions, or concerns, please contact our local Customer Center, either by phone or through the contact link at www.calwater.com.

USING WATER WISELY

California is in a historic drought, and the State Water Resources Control Board and California Public Utilities Commission have adopted regulations to achieve mandatory water use reductions in each service area in California. For more on the drought and water use restrictions, visit www.calwater.com/drought.

Cal Water has a robust water conservation program that includes rebates, kits, and other tools to help our customers save water. Visit www.calwater.com/conservation for details.



WATER QUALITY LABORATORY

Water professionals collect samples from throughout the water system for testing at our state-of-the-art water quality laboratory, which is certified through the stringent Environmental Laboratory Accreditation Program (ELAP). Scientists, chemists, and microbiologists test the water for more than 140 contaminants with equipment so sensitive it can detect levels as low as one part per trillion. In order to maintain the ELAP certification, all of our scientists must pass blind-study proficiency tests each year for every water quality test performed.

Water quality test results are entered into our Laboratory Information Management System (LIMS), a sophisticated software program that enables us to react quickly to changes in water quality and analyze water quality trends in order to plan effectively for future needs.

DIVISION OF DRINKING WATER

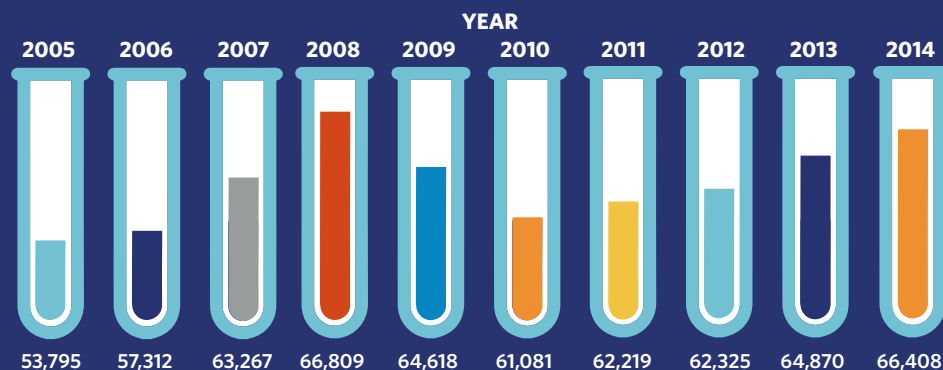
On July 1, 2014, Gov. Jerry Brown transferred the State's Drinking Water Program from the California Department of Public Health to the State Water Resources Control Board's Division of Drinking Water. The transition was created to consolidate all major water quality programs within a single department. According to the Governor's office, this consolidation will allow the State to better manage and protect water resources and ensure safe drinking water for Californians.

Visit www.swrcb.ca.gov/drinking_water/programs for more information about water quality requirements or the Drinking Water Program.

CROSS-CONNECTION CONTROL

To ensure that the high-quality water we deliver is not compromised in the distribution system, Cal Water has a robust cross-connection control program in place. Cross-connection control is critical to ensuring that activities on customers' properties do not affect the public water supply. Our cross-connection control specialists ensure that all of the existing backflow prevention assemblies are tested annually, assess all non-residential connections, and enforce and manage the installation of new commercial and residential assemblies. Last year, our specialists oversaw installation of 2,381 new assemblies and testing of 21,547 backflow prevention assemblies company-wide.

Number of samples collected




DWSAPP

By the end of 2002, Cal Water had submitted to the California Department of Public Health, now the Division of Drinking Water, a Drinking Water Source Assessment and Protection Program (DWSAPP) report for each water source in the water system. The DWSAPP report identifies possible sources of contamination to aid in prioritizing cleanup and pollution prevention efforts. All reports are available for viewing or copying at our Customer Center.

The water sources in your system are considered most vulnerable to schools, high-density housing, recreational activities, wastewater, grazing, agriculture, urban/stormwater runoff, wildlife, known contaminant plumes, above- and underground storage tanks, and historic gas stations.

We encourage customers to join us in our efforts to prevent water pollution and protect our most precious natural resource.





Number of constituents tested annually since 2005

Sampled year
number of
constituents

FLUORIDE


State law requires Cal Water to add fluoride to drinking water if public funding is available to pay for it, and it is a practice endorsed by the American Medical Association and the American Dental Association to prevent tooth decay.

In this area, low levels of fluoride occur naturally, but Cal Water doesn't add any to the water supply. Show the table in this report to your dentist to see if he or she recommends giving your children fluoride supplements.

More information about fluoridation, oral health, and related issues can be found on the State Water Resources Control Board's Division of Drinking Water (DDW) web site at www.waterboards.ca.gov/drinking_water/certlic/drinkingwater/Fluoridation.shtml. For general information on water fluoridation, visit us online at www.calwater.com.

Water Hardness

We use water testing equipment so sensitive it can detect levels as low as **1 part per trillion.**



[That's equivalent to **1 drop of soap** in enough dishwater to fill a string of railroad tank cars **10 miles** long!]

Water's "hardness" is a measure of the amount of minerals (generally calcium, magnesium, and carbonate) it contains. Water is considered **soft** if its hardness is less than 75 parts per million (ppm), **moderately hard** at 75 to 150 ppm, **hard** at 150 to 300 ppm, and **very hard** at 300 ppm or higher.

The current water quality table for your service area shows an average hardness of 115 ppm.

Hard water is generally not a health concern, but it can have an impact on how well soap lathers and is significant for some industrial and manufacturing processes. Hard water may also lead to mineral buildup in pipes or water heaters.

Some people with hard water opt to buy a water softener for aesthetic reasons. However, some water softeners add salt to the water, which can cause problems at wastewater treatment plants. In addition, people on low-sodium diets should be aware that some water softeners increase the sodium content of the water.



Possible Contaminants

All drinking water, including bottled water, may reasonably be expected to contain at least small amounts of some contaminants. The presence of contaminants does not necessarily indicate that water poses a health risk.

More information about contaminants and potential health effects can be obtained by calling the EPA's Safe Drinking Water Hotline at (800) 426-4791.

The sources of drinking water (both tap and bottled) include rivers, lakes, streams, ponds, reservoirs, springs, and wells. As water travels over the surface of the land or through the ground, it dissolves naturally occurring minerals and, in some cases, radioactive material, and can pick up substances resulting from the presence of animals or human activity.

CONTAMINANTS THAT MAY BE PRESENT IN SOURCE WATER INCLUDE:

Microbial contaminants, such as viruses and bacteria, which may come from sewage treatment plants, septic systems, agricultural livestock operations, and wildlife.

Inorganic contaminants, such as salts and metals, which can be naturally occurring or result from urban stormwater runoff, industrial or domestic wastewater discharges, oil and gas production, mining, or farming.

Pesticides and herbicides, which may come from a variety of sources such as agriculture, urban stormwater runoff, and residential uses.

Organic chemical contaminants, including synthetic and volatile organic chemicals, which are byproducts of industrial processes and petroleum production, and can also come from gas stations, urban stormwater runoff, agricultural application, and septic systems.

Radioactive contaminants, which can be naturally occurring or the result of oil and gas production and mining activities.

In order to ensure that tap water is safe to drink, the EPA and the Division of Drinking Water (DDW) prescribe regulations that limit the amount of certain contaminants in water provided by public water systems. DDW regulations also establish limits for contaminants in bottled water, which must provide the same protection for public health.


Some people may be more vulnerable to contaminants in drinking water than the general population. Immunocompromised people, such as those with cancer undergoing chemotherapy, those who have undergone organ transplants, and those with HIV/AIDS or other immune system disorders; some elderly people; and infants can be particularly at risk from infections. These people should seek advice from their health care providers about drinking water. EPA/Centers for Disease Control and Prevention (CDC) guidelines on appropriate means to lessen the risk of infection by Cryptosporidium and other microbial contaminants are available from the Safe Drinking Water Hotline at (800) 426-4791.

About Lead

If present, elevated levels of lead can cause serious health problems, especially for pregnant women and young children. Lead in drinking water comes primarily from materials and components associated with service lines and home plumbing.

The water delivered by Cal Water to your meter meets all water quality standards for lead, but your home plumbing can affect water quality. When your water has been sitting for several hours, you can minimize the potential for lead exposure by flushing your tap for 30 seconds to two minutes before using water for drinking or cooking. Be sure to capture the flushed water in a bucket instead of letting it go down your drain to prevent water waste. You can use the water in your garden, to water house plants, or to clean your car or outdoor furniture.

If you are concerned about lead in your water, you may wish to have your water tested by a private lab. Information on lead in drinking water, testing methods, and steps you can take to minimize exposure is available from the Safe Drinking Water Hotline or at www.epa.gov/safewater/lead.



Key Definitions

Maximum Contaminant Level (MCL)

The highest level of a contaminant that is allowed in drinking water. Primary MCLs protect public health and are set as close to the PHGs (or MCLGs) as are economically and technologically feasible. Secondary MCLs relate to the odor, taste, and appearance of drinking water.

Exceeded Standard

Out of compliance with a primary MCL, a secondary MCL, or an action level, as determined by the Division of Drinking Water (DDW). For some compounds, compliance is determined by averaging the results for one source over a year.

Regulatory Action Level (AL)

The concentration of a contaminant which, if exceeded, triggers treatment or other required action by the water provider.

Maximum Contaminant Level Goal (MCLG)

The level of a contaminant in drinking water below which there is no known or expected risk to health. MCLGs are set by the United States Environmental Protection Agency (EPA).

Maximum Residual Disinfectant Level (MRDL)

The highest level of a disinfectant allowed in drinking water. There is convincing evidence that addition of a disinfectant is necessary for control of microbial contaminants.

Maximum Residual Disinfectant Level Goal (MRDLG)

The level of a drinking water disinfectant below which there is no known or expected risk to health. MRDLGs do not reflect the benefits of the use of disinfectants to control microbial contaminants.

Notification Level (NL)

A health-based advisory level for an unregulated contaminant in drinking water. It is used by DDW to provide guidance to drinking water systems.

Primary Drinking Water Standard (PDWS)

MCLs and MRDLs for contaminants that affect health, along with their monitoring, reporting, and water treatment requirements.

Public Health Goal (PHG)

The level of a contaminant in drinking water below which there is no known or expected risk to health. PHGs are set by the California Environmental Protection Agency's Office of Environmental Health Hazard Assessment without regard to cost or available detection and treatment technologies.

Treatment Technique (TT)

A required process intended to reduce the level of a contaminant in drinking water.

Table Introduction

Cal Water tests your water for more than 140 regulated contaminants and dozens of unregulated contaminants. This table lists only those contaminants that were detected.

In the table, water quality test results are divided into two major sections: "Primary Drinking Water Standards" and "Secondary Drinking Water Standards and Unregulated Compounds." Primary standards protect public health by limiting the levels of certain constituents in drinking water. Secondary standards are set for substances that don't impact health but could affect the water's taste, odor, or appearance. Some unregulated substances (hardness and sodium, for example) are included for your information.

TABLE KEY

μS/cm	measure of specific conductance
n/a	not applicable
ND	not detected
NTU	nephelometric turbidity unit
pCi/L	picoCuries per liter (measure of radioactivity)
ppm	parts per million (milligrams per liter)
ppb	parts per billion (micrograms per liter)
ppt	parts per trillion (nanograms per liter)
SMCL	secondary maximum contaminant level



2014 Water Quality Table

Primary Drinking Water Standards

Inorganic Chemicals	Year Tested	Unit	MCL (SMCL)	PHG (MCLG)	Exceeded Standard?	Range	Average	Source of Substance
Arsenic	2012–2014	ppb	10	0.004	No	ND–3	1.5	Erosion of natural deposits; runoff from orchards; glass and electronics production wastes
Chromium 6+	2012–2014	ppb	10	0.02	No	5.7–9	7.2	Discharge from electroplating factories, leather tanneries, wood preservation, chemical synthesis, refractory production, and textile manufacturing facilities; erosion of natural deposits
Fluoride	2012–2014	ppm	2	1	No	0.3–0.4	0.4	Erosion of natural deposits; water additive that promotes strong teeth; discharge from fertilizer and aluminum factories
Nitrate (as nitrate)	2014	ppm	45	45	No	6.5–11.7	9.1	Runoff and leaching from fertilizer use; leaching from septic tanks and sewage; erosion of natural deposits
Disinfection Byproducts	Year Tested	Unit	MCL (SMCL)	PHG (MCLG)	Exceeded Standard?	Range	Highest Annual	Source of Substance
Total haloacetic acids	2014	ppb	60	n/a	No	ND	ND	Byproduct of drinking water chlorination
Total trihalomethanes	2014	ppb	80	n/a	No	0.8–1.5	1.5	Byproduct of drinking water chlorination
Disinfectant and DBP Precursor	Year Tested	Unit	MRDL	MRDLG	Exceeded Standard?	Range	Average	Source of Substance
Chlorine	2014	ppm	4	4	No	0.32–1.48	0.93	Drinking water disinfectant added for treatment
Microbiological	Year Tested	Unit	MCL (SMCL)	PHG (MCLG)	Exceeded Standard?	Highest Monthly		Source of Substance
Total coliform (systems with <40 samples/month) (total coliform rule)	2014	positive samples	1	(0)	No	0		Naturally present in the environment

2014 Water Quality Table

(Continued)

Other Regulated Substances

Metals	Year Tested	Unit	AL	PHG (MCLG)	Exceeded Standard?	90 th Percentile	Samples > AL	Source of Substance
Copper	2014	ppm	1.3	0.3	No	0.13	0	Internal corrosion of household plumbing systems; erosion of natural deposits; leaching from wood preservatives
Lead ¹	2014	ppb	15	0.2	No	ND	1	Internal corrosion of household plumbing systems; discharge from industrial manufacturers; erosion of natural deposits

Secondary Drinking Water Standards and Unregulated Compounds

Inorganic Chemicals	Year Tested	Unit	SMCL	PHG (MCLG)	Exceeded Standard?	Range	Average	Source of Substance
Calcium	2012–2014	ppm	n/a	n/a	No	23–44	34	Erosion of natural deposits
Chloride	2012–2014	ppm	500	n/a	No	47–72	60	Erosion of natural deposits; seawater influence
Hardness	2012–2014	ppm	n/a	n/a	No	79–150	115	Erosion of natural deposits
Magnesium	2012–2014	ppm	n/a	n/a	No	4.9–10	7.5	Erosion of natural deposits
Odor	2012–2014	Units	3	n/a	No	ND–1	0.5	Naturally occurring organic matter
pH	2012–2014	Units	n/a	n/a	No	7.3–8	7.7	Inherent characteristic of water
Sodium	2012–2014	ppm	n/a	n/a	No	85–92	89	Erosion of natural deposits; seawater influence
Specific conductance	2012–2014	µS/cm	1600	n/a	No	510–730	620	Erosion of natural deposits; seawater influence
Sulfate	2012–2014	ppm	500	n/a	No	61–98	80	Runoff/leaching from natural deposits; industrial wastes
Total dissolved solids	2012–2014	ppm	1000	n/a	No	310–450	380	Runoff/leaching from natural deposits

¹Infants and young children are typically more vulnerable to lead in drinking water than the general population. It is possible that lead levels at your home may be higher than at other homes in the community as a result of materials used in your home's plumbing. You may wish to have your water tested and/or flush your tap for 30 seconds to two minutes before using tap water. Additional information is available from the EPA Safe Drinking Water Hotline (1-800-426-4791).

thank you.

Thanks for taking the time to learn more about your water quality! Even more information awaits you at www.calwater.com. Visit our web site to get information about your account, water use history, water rates, and water system.

You will also find water-saving tips and news about water conservation programs and rebates available in your area.

- > [Drought news](#)
- > [Lead in water](#)
- > [Water treatment and disinfection](#)
- > [Protecting the water supply](#)

