

# Sunnyslope County Water District

3570 Airline Highway  
Hollister, California 95023-9702  
Phone (831) 637-4670  
Fax (831) 637-1399

March 17, 2017

Jan Sweigert  
Monterey District Office  
Drinking Water Field Operations Branch  
California Department of Health Services  
1 Lower Ragsdale, Building 1, Suite 120  
Monterey, CA 93940-5741

Re: 2016 Consumer Confidence Report

Dear Jan,

The Sunnyslope County Water District (System Number 3510003) would like to submit to the Department of Health Services the Consumer Confidence Report Certification Form that verifies distribution of our 2016 Consumer Confidence Report (CCR). Enclosed is a copy for your files.

If you have any questions, or need further information on this matter, please do not hesitate to contact this office.

Sincerely



Donald G. Ridenhour  
General Manager

Enclosures

DGR/jlf


## ATTACHMENT 7

### Consumer Confidence Report Certification Form (to be submitted with a copy of the CCR)

Water System Name: Sunnyslope County Water District

Water System Number: 3510003

The water system named above hereby certifies that its Consumer Confidence Report was distributed on March 16, 2017 (date) to customers (and appropriate notices of availability have been given). Further, the system certifies that the information contained in the report is correct and consistent with the compliance monitoring data previously submitted to the California Department of Public Health.

Certified by: Name: Donald G. Ridenhour  
Signature:   
Title: General Manager  
Phone Number: ( 831 ) 637-4670 Date: March 17, 2017

*To summarize report delivery used and good-faith efforts taken, please complete the below by checking all items that apply and fill-in where appropriate:*

- ☒ CCR was distributed by mail or other direct delivery methods. Specify other direct delivery methods used: \_\_\_\_\_
- ☒ "Good faith" efforts were used to reach non-bill paying consumers. Those efforts included the following methods:
- ☒ Posting the CCR on the Internet at www.sscwd.org
  - ☒ Mailing the CCR to postal patrons within the service area (attach zip codes used)
  - ☐ Advertising the availability of the CCR in news media (attach copy of press release)
  - ☐ Publication of the CCR in a local newspaper of general circulation (attach a copy of the published notice, including name of newspaper and date published)
  - ☐ Posted the CCR in public places (attach a list of locations)
  - ☐ Delivery of multiple copies of CCR to single-billed addresses serving several persons, such as apartments, businesses, and schools
  - ☐ Delivery to community organizations (attach a list of organizations)
- ☐ For systems serving at least 100,000 persons: Posted CCR on a publicly-accessible internet site at the following address: www.\_\_\_\_\_
- ☐ For privately-owned utilities: Delivered the CCR to the California Public Utilities Commission

## **Sunnyslope County Water District**

### **2016 CCR Zip Code List**

32408	94087	95113
33764	94302	95117
34235	94306	95118
66209	94404	95119
79912	94536	95121
80111	94539	95123
84323	94561	95125
85140	94583	95126
91304	94587	95127
92203	94598	95135
92262	95001	95138
93109	95003	95139
93277	95004	95148
93401	95008	95150
93420	95011	95151
93428	95013	95219
93531	95014	95241
93602	95019	95355
93610	95020	95383
93635	95021	95404
93711	95023	95831
93722	95024	95969
93901	95032	96002
93902	95035	97148
93907	95037	97907
93908	95038	98365
93912	95043	98807
93930	95045	
93940	95046	
93942	95060	
93955	95062	
94023	95070	
94025	95073	
94027	95075	
94043	95076	
94062	95109	
94063	95112	

# *Sunnyslope County Water District*



**West Hills Surface Water Treatment Plant Construction**

## **2016 Water Quality Report**

**MISSION STATEMENT:**

**“Our Mission is to provide safe, reliable, and high quality water and wastewater services to our customers and all future generations in an environmentally and financially responsible manner.”**

# Sunnyslope County Water District

## *2016 Annual Drinking Water Quality Report*

**Este informe contiene información muy importante sobre su agua potable. Tradúzcalo o hable con alguien que lo entienda bien.**

We are pleased to present to you this year's Annual Water Quality Report. The purpose of this report is to increase your understanding and confidence in the quality of drinking water delivered to you by Sunnyslope County Water District (SSCWD). Our constant goal is to provide you with a safe and dependable supply of drinking water.

Please note that tenants, employees and students may not receive the report since they are not direct customers of the District. You may make this report available to such people by distributing copies or posting in a conspicuous location.

### ***WATER QUALITY***

The District is pleased to report the drinking water we deliver to you is within all Federal and State requirements.

In order to ensure that your drinking water meets health standards, the Environmental Protection Agency prescribes specific limits for the amount of certain contaminants in drinking water. The presence of contaminants does not necessarily indicate that the water poses a health risk.

Sunnyslope County Water District routinely monitors for contaminants in your drinking water according to Federal and State laws. Unless otherwise noted, the following tables show the results of our monitoring for the period of January 1<sup>st</sup> to December 31<sup>st</sup>, 2016. The data presented in this report are from the most recent testing done in accordance with the regulations. All drinking water, including bottled drinking water, may be reasonably expected to contain at least small amounts of some contaminants. It's important to remember that the presence of these contaminants does not necessarily pose a health risk.

### ***WATER SOURCE***

During the year 2016, Sunnyslope County Water District obtained 31% of its potable drinking water from the District's five active deep groundwater wells located throughout the district, 68% from San Felipe surface water treated at the LESSALT Water Treatment Plant, and 1% through distribution system interties with the City of Hollister (COH). Water quality monitoring information for these sources is available in the following pages of this report.

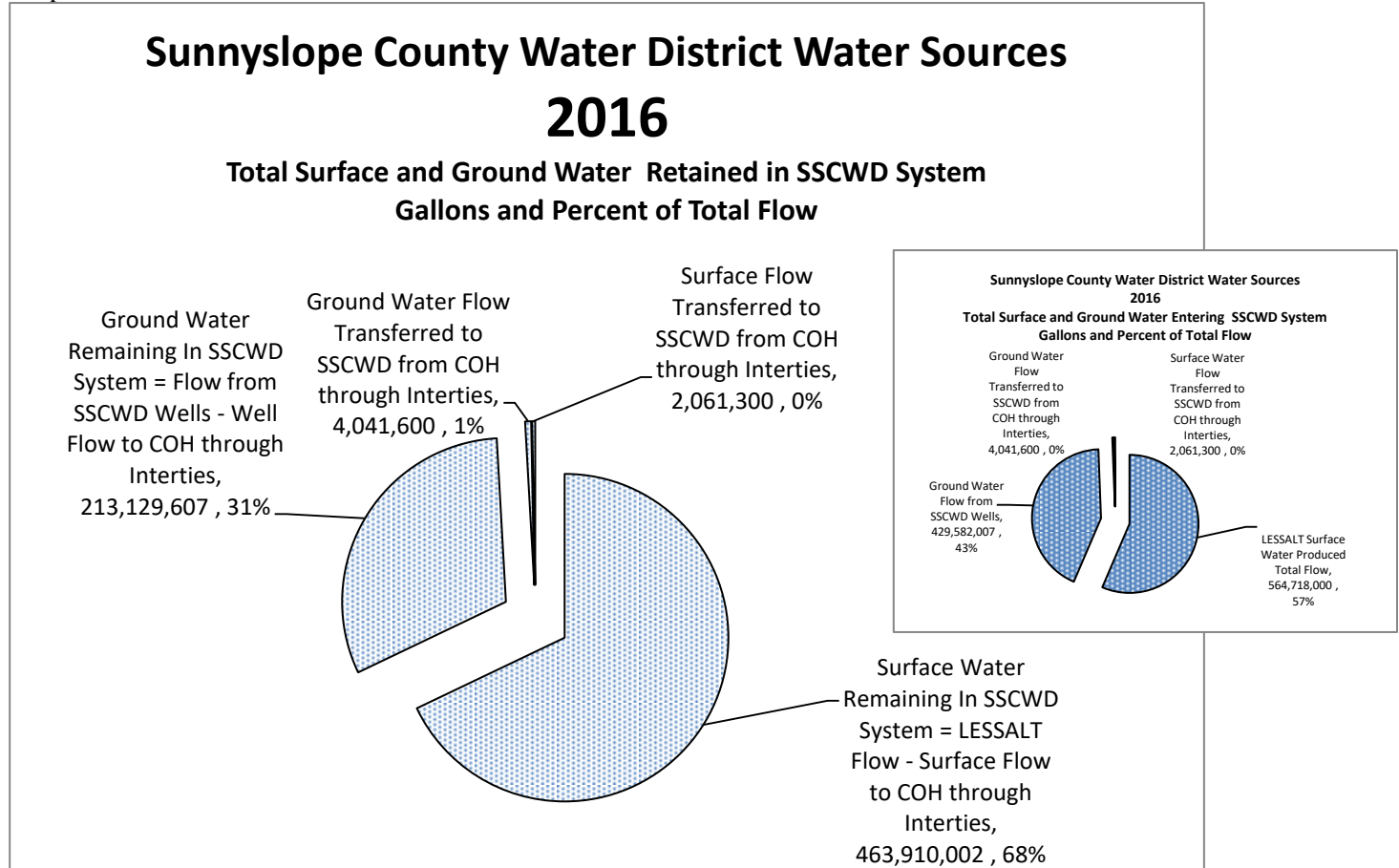
Other sources of drinking water (both tap water and bottled water) include rivers, lakes, streams, ponds, reservoirs and springs. As water travels over the surface of the land or through the ground, it dissolves naturally occurring minerals and, in some cases, radioactive material, and can pick up substances resulting from the presence of animals or from human activity.

Contaminants that may be present in source water include:

- ◆ Microbial contaminants, such as viruses and bacteria, which may come from sewage treatment plants, septic systems, agricultural livestock operations, and wildlife.
- ◆ Inorganic contaminants, such as salts and metals, that can be naturally-occurring or result from urban storm water runoff, industrial or domestic wastewater discharges, oil and gas production, mining, or farming.
- ◆ Pesticides and herbicides, that may come from a variety of sources such as agriculture, urban storm water runoff, and residential uses.
- ◆ Organic chemical contaminants, including synthetic and volatile organic chemicals that are byproducts of industrial processes and petroleum production, and can also come from gas stations, urban storm water runoff, and septic systems.

- ◆ Radioactive contaminants, that can be naturally occurring or be the result of oil and gas production and mining activities.

In order to ensure that your drinking water meets health standards, the United States Environmental Protection Agency and the California State Water Resources Control Board Division of Drinking Water and Environmental Management, prescribe regulations that limit the amount of certain contaminants in water provided by public water systems. Department regulations also establish limits for contaminants in bottled water that must provide the same protection for public health.



## ***DRINKING SOURCE WATER ASSESSMENT AND PROTECTION***

**Groundwater:** Assessments of Sunnyslope Ground Water Wells 2, 5, 7, 8 and 11 were updated in March 2009. These sources are considered most vulnerable to the following activities not associated with any detected contaminants: Agricultural Drainage, Low Density Septic Systems, Sewer collection systems, and Agricultural Wells.

**Surface Water:** An assessment of the source of LESSALT Water Treatment Plant Surface Water was updated in 2012. This source is considered most vulnerable to the following activities not associated with any detected contaminants: Recreational Area, Government Agency Equipment Storage, Road, Streets, Septic Systems, Sewer Collection Systems, Grazing Animals, Farm Machinery, Wells, and Irrigation.

A copy of the summaries of these completed assessments may be viewed at:

Sunnyslope County Water District  
3570 Airline Highway  
Hollister, CA 95023-9702

## **DEFINITIONS**

To help you understand our test results on the following tables, we are providing the following definitions of terms and abbreviations you may not be familiar with.

**Primary Drinking Water Standards (PDWS)** - MCLs for contaminants that affect health along with their monitoring and reporting requirements, and water treatment requirements.

**Secondary Drinking Water Standards** - Refers to those constituents present in water, which do not affect the public health. These tests are performed to assure that your water meets certain unenforceable standards in appearance, odor, and taste.

**Maximum Contaminant Level (MCL)** - The highest level of a contaminant that is allowed in drinking water. Primary MCLs are set as close to the PHGs (or MCLGs) as is economically and technologically feasible. Secondary MCLs are to protect the odor, taste, and appearance of drinking water.

**Maximum Contaminant Level Goal (MCLG)** - The level of a contaminant in drinking water below which there is no known or expected risk to health. MCLGs allow for a margin of safety and are set by the U.S. Environmental Protection Agency.

**Public Health Goal (PHG)** - The level of a contaminant in drinking water below which there is no known or expected risk to health. The California Environmental Protection Agency sets PHGs.

**Maximum Residual Disinfectant Level (MRDL)** - The level of a disinfectant added for water treatment that may not be exceeded at the consumer's tap.

**Maximum Residual Disinfectant Level Goal (MRDLG)** - The level of a disinfectant added for water treatment below which there is no known or expected risk to health. MRDLGs are set by the U. S. Environmental Protection Agency.

**Non-Detects (ND)** - Laboratory analysis indicates not detected at reporting limit.

**Non-Applicable (NA)** - Is not applicable in this situation.

**Parts per million (ppm) or Milligrams per liter (mg/l)** - 1 per 1,000,000 - a measurement of concentration on a weight or volume basis.

**Parts per billion (ppb) or Micrograms per liter (ug/l)** - 1 per 1,000,000,000 - a measurement of concentration on a weight or volume basis.

**Picocuries per liter (pCi/L)** - Picocuries per liter is a measure of the radioactivity in water.

**Nephelometric Turbidity Unit (NTU)** - Nephelometric turbidity unit is a measure of the clarity of water. Turbidity in excess of 5 NTU is just noticeable to the average person.

**Trihalomethanes (THMs)** - These are produced in the course of treatment as by-products of the chlorination process. Some THMs are thought to be cancer causing agents at certain levels. The California Environmental Protection Agency MCL for Trihalomethanes is 80 parts per billion (ppb).

**Methyl Tertiary – Butyl Ether (MTBE)** - This is a gasoline additive. It was most recently tested for in 2016 and was not detected in our water sources.

**Treatment Technique – (TT)** - A required process intended to reduce the level of a contaminant in drinking water.

**Notification Level – (NL)** - The concentration of a contaminant which, if exceeded, triggers treatment or other requirements which a water system must follow.

**Lead and Copper Testing** - The 1994 Federal Lead & Copper Rule mandates a household testing program for these substances. According to the rule, 90% of the samples taken from high-risk homes must have levels less than 0.015 milligrams per liter of lead and 1.3 milligrams per liter of copper. If our results are above the 90% Action Level, corrective measures are to be taken. A high risk home is defined as a structure that contains lead pipes or copper pipes with lead solder installed between January 1983 and June 1986. Sunnyslope County Water District Lead and Copper results have always been below the Notification Level.

**Unregulated Contaminant Monitoring Rule 3 – (UCMR 3)** - Assessment monitoring (List 1 Contaminants) is required of all Public Water Systems (PWS) serving more than 10,000 people and 800 representative PWS serving 10,000 or fewer people. Assessment monitoring is required of each PWS during a 12-month period from January 2013 – December 2015.



New analytical instruments and techniques make it possible to measure quality of constituents in water that were undetectable in the past. The water quality results in this report show parts per million (ppm) or milligrams per liter (mg/l) and even parts per billion (ppb) or micrograms per liter (ug/l) of detectable substances.  
Dist = Distribution System Monitoring

### SAMPLING RESULTS SHOWING THE DETECTION OF COLIFORM BACTERIA

Microbiological Contaminants (complete if bacteria detected)	Highest No. of Detections	No. of months in violation	MCL	MCLG	Typical Source of Bacteria
Total Coliform Bacteria Routine Positive Repeat Negative	(In a mo.) 0	0 Routine Positive Repeat Negative	More than 1 sample in a month with a detection	0	Naturally present in the environment
Fecal Coliform or <i>E. coli</i> Routine Positive Repeat Negative	(In the year) 0	0 Routine Positive Repeat Negative	A routine sample and a repeat sample detect total coliform and either sample also detects fecal coliform or <i>E. coli</i>	0	Human and animal fecal waste

### Primary Regulated Contaminants

Percent Flow Retained From Each Water Source	31%	68%	1%	SSCWD = Sunnyslope County Water District Ground Well Water Lessalt Surface = Surface Water Treatment Plant COH = City of Hollister Ground Well Water			
Contaminant (Reporting Units)	SSCWD 5 Wells Avg (Range) Date	LESSALT Surface Avg (Range) Date	COH 6 Wells Avg (Range) Date	MCL	PHG (MCLG)	Typical Source of Contaminant	Health Effects Language

### Radioactive Contaminants

Gross Alpha (pCi/L)	2.98 (ND-7.18) 10-7-14	0.504 (ND-0.89) 10-18-11	ND (ND) 8-6-15	15	NA (0)	Decay of natural and man-made deposits	Certain minerals are radioactive and may emit a form of radiation known as alpha radiation. Some people who drink water containing alpha emitters in excess of the MCL over many years may have an increased risk of getting cancer.
Radium 228 (pCi/L)	ND (NA) 10-7-14	ND (ND - <1.18) 10-24-05	0.028 (ND - 0.173) 12-5-07	2	NA (0)	Decay of natural and man-made deposits	Some people who drink water containing radium 226 or 228 in excess of the MCL over many years may have an increased risk of getting cancer.
Uranium (pCi/L)	2.9 (2.7 - 3.1) 10-7-14	NA	3.55 (1.33 - 9) 12-5-07	20	0.43 (0)	Decay of natural and man-made deposits	Some people who drink water containing uranium in excess of the MCL over many years may have kidney problems or an increased risk of getting cancer.
Strontium-90 (pCi/L)	0.09 (ND - 0.75) 4-6-11	NA	NA	8	0.35 (0)	Decay of natural and man-made deposits	Some people who drink water containing strontium-90 in excess of the MCL over many years may have an increased risk of getting cancer.

### Inorganic Contaminants

Arsenic (ppb)	0.4 (ND-2.0) 4-2-14		3 (NA) 1-7-16		0.72 (ND-4.3) 6-12-14		10	0.004 (NA)	Erosion of natural deposits; runoff from orchards	Some people who drink water containing arsenic in excess of the MCL over many years may experience skin damage or circulatory system problems, and may have an increased risk of getting cancer.
Aluminum (ppb)	ND (NA) 4-2-14		ND (NA) 1-7-16		194 (130-2200) 9-16-15		1000	600 (NA)	Erosion of natural deposits; residue from some surface water treatment processes	Some people who drink water containing aluminum in excess of the MCL over many years may experience short-term gastrointestinal tract effects.
Chromium (Total Cr) (ppb)	6.34 (ND-15) 6-10-14	Dist 5.8 2.5-9.1 UCMR 3	ND (NA) 1-7-16	Dist 6.1 0.23-12 UCMR 3	13.17 ND-33 6-12-14	Dist 11.7 0.22-16 11-14-13 UCMR 3	50	NA (100)	Erosion of natural deposits	Some people who use water containing chromium in excess of the MCL over many years may experience allergic dermatitis.
Fluoride (ppm)	0.2 (0.12-0.28) 4-2-14		0.12 (NA) 1-7-16		0.28 (0.19-0.35) 6-12-14		2	1 (NA)	Erosion of natural deposits	Some people who drink water containing fluoride in excess of the federal MCL of 4 ppm over many years may get bone disease, including pain and tenderness of bones. Children who drink water containing fluoride in excess of the state MCL of 2 ppm may get mottled teeth. Mottling (dental fluorosis) may include brown staining and/or pitting of the teeth, and occurs only in developing teeth before they erupt from the gums.
Nitrate (as N) <sup>1</sup> (ppm)	3.0 (1.4-5.1) 10-6-16		0.12 (0-0.35) 7-7-16		4.3 (0.53-8.7) 12-14-16		10	10 (NA)	Runoff and leaching from fertilizer use; leaching from septic tanks, sewage; erosion of natural deposits	Infants below the age of six months who drink water containing nitrate in excess of the MCL may quickly become seriously ill and, if untreated, may die. Symptoms include shortness of breath and blue baby syndrome. Pregnant women who drink water containing nitrate in excess of the MCL may experience anemia.
Selenium (ppb)	1.3 (ND-6.5) 4-2-14		ND (NA) 1-7-16		1.97 (ND-6.70) 6-12-14		50	30 (NA)	Erosion of natural deposits; runoff from livestock lots (feed additive)	Selenium is an essential nutrient. However, some people who drink water containing selenium in excess of the MCL over many years may experience hair or fingernail losses, numbness in fingers or toes, or circulation system problems.
Chromium, Hexavalent (CrVI) (ppb) Running Annual Average (RAA)	8.64 RAA (2.9-16) 12-27-16		ND (NA) 11-9-16		13 RAA (ND - 16) 12-14-16		10	0.02 (NA)	Erosion of natural deposits	Some people who drinking water containing hexavalent chromium (Chromium 6) in excess of the MCL over many years may have an increased risk of getting cancer.



Distribution System Disinfection Byproducts – Disinfection Residuals						
TTHM [Total trihalomethanes] (ppb) (MCL 80)	Stage 2 43.0 Highest LRAA (5.4-72) 12-8-16	Stage 2 – 2016 LRAA Site 1 - 43 Site 2 – 24 Site 3 – 20 Site 4 - 26 No MCL Violation Occurred.		By-product of drinking water chlorination	Some people who drink water containing trihalomethanes in excess of the MCL over many years may experience liver, kidney, or central nervous system problems, and may have an increased risk of getting cancer.	
HAA5 [Haloacetic Acids] (ppb) (MCL 60)	Stage 2 8.0 Highest LRAA (ND-12) 12-8-16	Stage 2 – 2016 LRAA Site 1 - 8.0 Site 2 – 4.0 Site 3 – 5.0 Site 4 - 6.0 No MCL Violation Occurred.		By-product of drinking water disinfection	Some people who drink water containing haloacetic acids in excess of the MCL over many years may have an increased risk of getting cancer.	
Compliance is determined based on a locational running annual average (LRAA), include the highest LRAA for TTHM and HAA5 and the range of individual samples results for all monitoring locations.						
Chlorine (ppm) (MRDL 4.0)	1.19 (0.19-2.27) Daily			Drinking water disinfectant added for treatment	Some people who drink water containing chlorine well in excess of the MRDL could experience irritating effects to their eyes and nose or stomach discomfort.	
Secondary Drinking Water Standards						
Percent Flow Retained From Each Water Source	31%	68%	1%	SSCWD = Sunnyslope County Water District Well Water Lessalt Surface = Surface Water Treatment Plant COH = City of Hollister Well Water		
Contaminant (Reporting Units)	SSCWD 5 Wells Avg (Range) Date	LESSALT Surface Water Avg (Range) Date	COH 6 Wells Avg (Range) Date	MCL	PHG (MCLG )	Typical Source of Contaminant
Aluminum (ppb)	ND (ND) 4-2-14	ND (NA) 1-7-16	194 (130-2200) 9-16-15	200	NA (NA)	Erosion of natural deposits; residual from some surface water treatment processes
Color (units)	1 (ND-5) 1-8-14	10 untreated <sup>2</sup> (NA) 1-7-16	0.83 (ND-5) 6-12-14	15	NA (NA)	Naturally-occurring organic materials
Iron (ppb)	ND (ND) 1-8-14	34 (NA) 1-7-16	97 (ND-540) 10-18-16	300	NA (NA)	Leaching from natural deposits; industrial wastes
Manganese (ppb)	ND (ND) 1-8-14	ND (ND) 1-7-16	78 (ND-350) (Well 6 on Standby) 9-16-15	50	NA (NA)	Leaching from natural deposits
Turbidity (NTU Units)	ND (ND) 1-8-14	0.03 treated (0.03-0.04) 12-31-16	1.6 (ND-9.3) 10-14-14	5	NA (NA)	Soil runoff
Total Dissolved Solids (ppm)	825 (820-830) 10-6-16	367 (290-410) 7-7-16	778 (190-1200) 10-18-16	1000	NA (NA)	Runoff/leaching from natural deposits
Specific Conductance (micromhos)	1300 (1200 - 1400) 10-6-16	645 (600-690) 7-7-16	1147 (280 - 1500) 10-18-16	1600	NA (NA)	Substances that form ions when in water; seawater influence
Chloride (ppm)	150 (140-160) 10-6-16	113 (90-130) 7-7-16	100 (20 - 140) 10-18-16	500	NA (NA)	Runoff/leaching from natural deposits; seawater influence
Sulfate (ppm)	185 (160-210) 10-6-16	47 (35-56) 7-7-16	222 (17 - 310) 10-18-16	500	NA (NA)	Runoff/leaching from natural deposits; industrial wastes
Information Provided for Detected Unregulated Chemicals with no MCL						
Percent Flow Retained From Each Water Source	31%	68%	1%	SSCWD = Sunnyslope County Water District Well Water Lessalt Surface = Surface Water Treatment Plant COH = City of Hollister Well Water		
Constituents (Reporting Units)	SSCWD 5 Wells Avg (Range) Date	LESSALT Surface Water Avg (Range) Date	COH 6 Wells Avg (Range) Date	Notification Level (NL)	Health Effects Language	
Boron (ppb)	940 (780-1100) 10-6-16	220 (190-250) 7-7-16	810 (ND-920) 10-18-16	1000	The babies of some pregnant women who drink water containing boron in excess of the notification level may have an increased risk of developmental effects, based on studies in laboratory animals.	
Chromium, Hexavalent (CrVI) (ppb) Running Annual Average (RAA)	8.64 RAA (2.9-16) 12-27-16	Dist 5.55 2.2-8.9 8-6-13	ND (NA) 11-9-16	Dist 7.04 0.086-14 11-5-13	13 (ND - 16) 12-14-16	Dist 11.7 0.45 - 18
Vanadium (ppb) UCMR 3	5.72 (4.8-6.4) 2-4-14	Dist 4.4 4.3-4.5 8-6-13	3.4 (NA) 2-4-14	Dist 3.4 2.4-4.4 11-5-13	2.4 (0.44 - 7.4) 8-15-13	Dist 3.3 0.33-4.2
Strontium (ppb) UCMR 3	1200 (1000-1400) 2-4-14	Dist 800 500-1100 8-6-13	270 (NA) 2-4-14	Dist 580 240-920 11-5-13	660 (120-1000) 8-15-13	Dist 825 140-1100
Chlorate (ppb) UCMR 3	66.2 (30-110) 2-4-14	Dist 162 64-260 8-6-13	290 (NA) 2-4-14	Dist 255 160-350 11-5-13	157 (ND-550) 8-15-13	Dist 143 66-560
Molybdenum (ppb) UCMR 3	2.48 (1.7-3.8) 2-4-14	Dist 1.85 1.6-2.1 8-6-13	1.5 (NA) 2-4-14	Dist 2.55 1.6-3.5 11-5-13	2.8 (1.3 - 4.5) 8-15-13	Dist 3.3 1.5 - 4.5
In addition to the UCMR 3 source monitoring results displayed above, additional distribution (Dist) sampling results collected on the same dates are also shown						

Numerous additional constituents were tested for and not detected.

The data presented in this report are from the most recent testing completed in accordance with the regulations

Additional Water Quality Information											
Percent Flow Retained From Each Water Source		31%	68%	1%		Percent Flow Retained From Each Water Source		31%	68%	1%	
Constituents (Reporting Units)		SSCWD 5 Wells Avg (Range) Date	LESSALT SW Avg (Range) Date	COH 6 Wells Avg (Range) Date		Constituents (Reporting Units)		SSCWD 5 Wells Avg (Range) Date	LESSALT SW Avg (Range) Date	COH 6 Wells Avg (Range) Date	
Total Hardness (as CaCO3) (ppm)		406 (350-440) 1-8-14	132 (79-170) 12-27-16	404 (93- 552) 10-18-16		Potassium (K) (ppm)		3.08 (2.8-3.4) 1-8-14	4.3 (NA) 1-7-16	1.87 (ND - 3.30) 9-16-15	
Calcium (Ca) (ppm)		66.6 (55-83) 1-8-14	26 (16-35) 12-27-16	57 (28 - 71) 10-18-16		Total Alkalinity (as CaCO3) (ppm)		296 (270-310) 1-8-14	97 (72-130) 12-27-16	273 (82 - 360) 10-18-16	
Magnesium (Mg) (ppm)		58.6 (52-68) 1-8-14	17 (10-22) 12-27-16	63.6 (5.5 - 91) 10-18-16		Bicarbonate (CaCO3) (ppm)		272 (230-290) 4-6-11	97 (72-130) 12-27-16	334 (100 - 440) 10-18-16	
Sodium (Na) (ppm)		130 (120-140) 10-6-16	77 (60-92) 7-7-16	100 (19 - 140) 10-18-16		pH (Laboratory) (units)		8.06 (8.0-8.1) 1-8-14	8.15 (7.9-8.3) 12-27-16	7.56 (6.89-7.79) 10-18-16	
Bromide (Br) (ppm)		0.418 (0.28-0.55) 4-6-11	0.29 (0.05-0.43) 12-27-16	NA		UV Absorbance at 254 nanometers (1/cm)		NA	0.011 (0.005-0.016) 12-27-16	NA	
Silica Total (ppm)		29.1 (25-32) 4-6-11	NA (NA)	NA		Iodide (ppb)		NA	1.33 (ND-12) 4-25-11	NA	
Ammonia (ppm)		0.037 (ND-0.37) 4-6-11	NA (NA)	NA		Asbestos		Distribution ND 6/10/2014	NA	NA	
Distribution System Customer Tap Sampling for Lead and Copper											
Contaminant		No. Samples Collected	90 <sup>th</sup> Percentile Result	No. Sites Over NL	Notification Level	PHG (MCLG)	Likely Source of Contamination	Health Effects Language			
Lead <sup>3</sup> (ppb) 6-17-14 6-19-14		39	5.8	2	15	2 (NA)	Internal corrosion of household plumbing systems; erosion of natural deposits	Infants and children who drink water containing lead in excess of the action level may experience delays in their physical or mental development. Children may show slight defects in attention span and learning abilities. Adults who drink this water over many years may develop kidney problems or high blood pressure.			
Copper (ppm) 6-17-14 6-19-14		39	0.330	1	1.3	0.17 (NA)	Internal corrosion of household plumbing systems; erosion of natural deposits	Copper is an essential nutrient, but some people who drink water containing copper in excess of the action level over a relatively short amount of time may experience gastrointestinal distress. Some people who drink water containing copper in excess of the action level over many years may suffer liver or kidney damage. People with Wilson's Disease should consult their personal doctor.			

<sup>1</sup> One of the twelve Nitrate (as N) samples that Sunnyslope County Water District sampled for in 2016 was 5.1 ppm, which is below the MCL of 10 ppm but is above a point at which increased monitoring frequency may be required.

Nitrate (as N) in drinking water at levels above 10 ppm is a health risk for infants of less than six months of age. Such nitrate levels in drinking water can interfere with the capacity of the infant's blood to carry oxygen, resulting in serious illness; symptoms include shortness of breath and blueness of the skin. Nitrate levels above 10 ppm may also affect the ability of the blood to carry oxygen in other individuals, such as pregnant women and those with specific enzyme deficiencies. If you are caring for an infant, or you are pregnant, you should ask advice from your health care provider.

<sup>2</sup> Surface Water entering the LESSALT Water Treatment Plant during winter months may have color. Following the treatment process, a large percentage of this color may be removed to produce finished water below the MCL of 15 color units before entering the distribution system. Color in water may result from the presence of natural metallic ions (iron, manganese, and copper), organic matter of vegetable or soil origin, and industrial wastes. The most common colors which occur in surface water are yellow and brown.

<sup>3</sup> Infants and young children are typically more vulnerable to lead in drinking water than the general population. It is possible that lead levels at your home may be higher than at other homes in the community as a result of materials used in your home's plumbing. If you are concerned about elevated lead levels in your home's water, you may wish to have your water tested and/or flush your tap for 30 seconds to 2 minutes before using tap water. Additional information is available from the USEPA Safe Drinking Water Hotline (1-800-426-4791). If present, elevated levels of lead can cause serious health problems, especially for pregnant women and young children. Lead in drinking water is primarily from materials and components associated with service lines and home plumbing. Sunnyslope County Water District is responsible for providing high quality drinking water, but cannot control the variety of materials used in plumbing components. When your water has been sitting for several hours, you can minimize the potential for lead exposure by flushing your tap for 30 seconds to 2 minutes before using water for drinking or cooking. If you are concerned about lead in your water, you may wish to have your water tested. Information on lead in drinking water, testing methods, and steps you can take to minimize exposure is available from the Safe Drinking Water Hotline or at <http://www.epa.gov/safewater/lead> or <http://water.epa.gov/drink/standards/hascience.cfm>

<b>Treatment of Surface Water Source / LESSALT Water Treatment Plant</b>	
Treatment Technique (TT) ♦: U S Filter Memcor Microfiltration Treatment Plant	Turbidity has no health effects. However, high levels of turbidity can interfere with disinfection and provide a medium for microbial growth. Turbidity may indicate the presence of disease-causing organisms. These organisms include bacteria, viruses, and parasites that can cause symptoms such as nausea, cramps and diarrhea, and associated headaches.
Turbidity Performance Standards ♦♦: This standard must be met through the water treatment process	<u>Turbidity of the filtered water must:</u> 1 - Be less than or equal to 0.1 NTU in 95% of measurements in a month. 2 - Not exceed 1.0 NTU at any time.
Lowest monthly percentage of samples that met Turbidity Performance Standard No. 1.	100%
Highest single turbidity measurement during the year	0.04 NTU
The number of violations of any surface water treatment requirements	None
Total Organic Carbon ♦♦♦ (ppm)	TOC Raw: 3.4 average (2.5 – 4.1 range) - Treated: 0.9 average (0.3 – 1.4 range)
Dissolved Organic Carbon ♦♦♦ (ppm)	DOC Raw: 3.3 average (2.6 – 4.1 range) - Treated: 0.8 average (0.3 – 1.3 range)

♦ A required process intended to reduce the level of a contaminant in drinking water.

♦♦ Turbidity (measured in NTU) is a measurement of the cloudiness of water and is a good indicator of water quality and filtration performance. Turbidity results that meet performance standards are considered to be in compliance with filtration requirements.

♦♦♦ Total Organic Carbon (TOC) or Dissolved Organic Carbon (DOC) have no health effects. However, TOC or DOC provide a medium for the formation of disinfection byproducts. These byproducts include trihalomethanes (THMs) and haloacetic acids (HAAs). Drinking water containing these byproducts in excess of the MCL may lead to adverse health effects, liver or kidney problems, nervous system effects, and may lead to an increased risk of cancer.

2016 Water Production Retained in SSCWD System  5707 Accounts	2016 Average Monthly Water use per Single Family Residence <b>1,124 Cubic Feet or 8,406 Gallons</b>	
	March Lowest Month 660 Cubic Feet or 4,937 Gallons	July Highest Month 1,729 Cubic Feet or 12,933 Gallons
91,329,212 Total Cubic Feet or 683,142,509 Total Gallons or 2,097 Acre-Feet	Average City Accounts  1,013 Cubic Feet or 7,579 gallons	Average County Accounts  2,095 cubic Feet or 15,671 gallons
1 Cubic Foot = 7.48 Gallons ♦ 100 Cubic Feet = 748 Gallons ♦ 1 Acre Foot = 325,828 Gallons		

## SUMMARY

As you can see by the above tables, our system had no violations in 2016. The drinking water we deliver to you is within all Federal and State requirements. We have learned through our monitoring and testing program that some contaminants have been detected.

Some people may be more vulnerable to contaminants in drinking water than the general population. Immuno-compromised persons, such as persons with cancer undergoing chemotherapy, persons who have undergone organ transplants, people with HIV/AIDS or other immune system disorders, some elderly, and infants can be particularly at risk from infections. These people should seek advice about drinking water from their health care providers. U. S. Environmental Protection Agency and Center for Disease Control guidelines on appropriate means to lessen the risk of infection by *Cryptosporidium* and other microbiological contaminants are available from the Safe Drinking Water Hotline (1-800-426-4791), the EPA website [www.epa.gov/safewater/hfacts.html](http://www.epa.gov/safewater/hfacts.html), and the California EPA State Water Resources Control Board Division of Drinking Water web site [www.waterboards.ca.gov/drinking\\_water/programs/index.shtml](http://www.waterboards.ca.gov/drinking_water/programs/index.shtml)

At Sunnyslope County Water District, we work to provide top quality water to every tap, every day of the year. We ask that all of our customers help us protect our water sources, which are the heart of our community, our way of life, and our children's future.

If you have any questions about this report or concerning your water utility, please contact Donald G. Ridenhour at (831) 637-4670. We want you, our valued customers, to be informed about your water utility. If you wish to learn more, look on our web site: [www.sscwd.org](http://www.sscwd.org) or please attend any of our regularly scheduled Board meetings, held in our District Office at 3570 Airline Highway on the third Tuesday of every month starting at 5:15 p.m.

## ***FUTURE WATER & WASTEWATER QUALITY IMPROVEMENTS***

The LESSALT Surface Water Treatment Plant upgrade has been completed and the plant is providing treated surface water to the Ridgemark, Oak Creek and Quail Hollow area. Construction of a new West Hills Surface Water Treatment Plant is also underway, which is scheduled to provide treated surface water in 2017. Improved water quality from these projects will allow drinking water customers who purchase bottled water for cooking purposes to no longer do so, and may also discontinue the use of their water softeners. The drinking water improvements and the elimination of salt discharging water softeners will allow Sunnyslope to meet stringent waste discharge requirements for wastewater. Any increase in future water rates, for some consumers, can be partially offset by consumer savings due to the elimination of water softener salt and bottled water costs.

## ***FREQUENTLY ASKED QUESTIONS***

### ***IS MY WATER SAFE TO DRINK?***

Water supplied by Sunnyslope County Water District meets, or is within, the stringent State and Federal regulations. These regulations require close monitoring of all water supplies, and we must report a summary of water quality monitoring to our customers each year. Some people may be more vulnerable to contaminants in drinking water than the general population. Immuno-compromised persons, such as persons with cancer undergoing chemotherapy, persons who have undergone organ transplants, people with HIV/AIDS or other immune system disorders, some elderly, and infants can be particularly at risk from infections. These people should seek advice about drinking water from their health care providers. U. S. Environmental Protection Agency and Center for Disease Control guidelines on appropriate means to lessen the risk of infection by Cryptosporidium and other microbiological contaminants are available from the Safe Drinking Water Hotline (1-800-426-4791), the EPA website [www.epa.gov/safewater/hfacts.html](http://www.epa.gov/safewater/hfacts.html), and the California EPA State Water Resources Control Board Division of Drinking Water web site [www.waterboards.ca.gov/drinking\\_water/programs/index.shtml](http://www.waterboards.ca.gov/drinking_water/programs/index.shtml)

### ***HOW HARD IS OUR WATER?***

Water hardness is a result of dissolved minerals such as calcium and magnesium and occurs naturally in our water supply. There are no distinctly defined levels of what constitutes hard or soft water. Typically, if the amount of dissolved Calcium Carbonate (CaCO<sub>3</sub>) is above 130 ppm or 8 grains per gallon, water is considered hard and can cause scale to build up in pipes, on faucets, and leave white spots on dishware. The District's water hardness can range from 79 to 552 ppm or 5 to 32 grains per gallon, depending on your location within the District.

### ***WHAT CAUSES MY WATER TO LOOK YELLOW/BROWN?***

The surface water source sometimes has trace amounts of Dissolved Iron and Manganese. When this water is treated and disinfected, these constituents precipitate out causing a yellow/brown color in the water, usually most visible in white bathtubs, sinks or toilets. This condition does not constitute a health risk and flushing your water pipes will usually remedy the situation. An additional source of color can be naturally occurring organic materials.

### ***WHAT CAUSES MY WATER TO LOOK CLOUDY OR MILKY?***

Cloudy or milky water is usually due to air bubbles in the water. Distribution pipes carry water under pressure, this pressure causes air to be dissolved in the water. These bubbles initially make a glass of water appear cloudy, but will slowly rise and disappear.

### ***WHAT CAUSES MY DRINKING WATER TO TASTE OR SMELL FUNNY?***

Taste comes from the dissolved minerals in the water. Following are the two most common reasons for poor tasting or smelling water.

1. Chlorine odor is usually a result of the chlorine used to disinfect the water supply. If the smell is particularly bothersome, let the water stand in an open container, the chlorine will dissipate. The container can then be covered for later use.
2. A rotten-egg odor in groundwater is caused by a non-toxic (in small amounts) amount of hydrogen sulfide dissolved in the water and usually comes from the hot water faucet. A remedy can be to slightly raise the temperature in your hot water heater. In addition, if you let the water flush for a few seconds, the smell will disappear.

### ***HOW OFTEN IS CHLORINE CHECKED IN THE WATER SYSTEM?***

Chlorine is added to the water pumped from the District's wells and the surface water source from the LESSALT Water Treatment Plant to provide a high degree of disinfection over a long period of time. We measure the chlorine residual at various locations throughout our water distribution system daily and on a continuous basis at the LESSALT Water Treatment Plant utilizing three continuous chlorine residual analyzers.

The weekly microbiological tests we perform look for presence of indicator organisms called coliform bacteria. If these indicator organisms are detected, there is a potential that other pathogenic (disease causing) organisms may be present. Our system is protected against microbiological contamination and the water you drink contains a small amount of chlorine to maintain a disinfectant capability.

### ***IS FLUORIDE ADDED TO OUR DRINKING WATER?***

No, fluoride is not added to the District's water supply. However, fluoride does occur naturally and is present in the water supply between 120 to 350 ppb. By comparison, the fluoride level does not exceed the California Maximum Contaminant Level of 2000 ppb.

### ***WHAT HAPPENS IF I USE A SELF-REGENERATING WATER SOFTENER?***

Self-regenerating water softeners use salt, the type that uses rock salt or potassium, and may deposit up to 600 pounds of brine into the sewer system and into the environment each year. That's a problem because Sunnyslope County Water District's wastewater treatment plant cannot remove these salts during the treatment process and these salts, along with our wastewater effluent, are recycled back into the groundwater. District Regulations require our wastewater customers who install a water softener to have a "Replaceable Cartridge" type water softener. Our Regional Water Quality Control Board Discharge Permit requires us to reduce the salt byproducts in our wastewater effluent. High Quality Surface Water is now available to the Sunnyslope County Water District wastewater service area and the use of Water Softeners may be discontinued.

### ***IF I ALREADY OWN A SELF-REGENERATING WATER SOFTENER, WHAT CAN I DO TO LESSEN ITS IMPACT ON THE ENVIRONMENT?***

Water softeners use the least salt when they are set to regenerate "on demand", after a certain amount of water has been processed, and not just on a timer. If you do not have an on-demand setting, make sure to turn the unit off when it is not being used, such as when you go on vacation. Also, set the unit at the lowest hardness level that will soften the water. Experiment with the settings to see what is acceptable to you. Surface water is now being provided to the Sunnyslope County Water District wastewater service area and the use of Water Softeners are no longer needed.

### ***HOW DO I CHECK FOR A SMALL LEAK?***

You can also measure smaller amounts of water used to detect a leak. First, make sure all faucets and water-using appliances in and around your home are turned off. Even a small drip will be detected by your water meter. Depending on the meter manufacturer, the meter will have a digital display, sweep hand or a small dial. If any movement on the meter displays or dials is observed, water is flowing through the meter indicating a leak. Check for moisture or wet spots under sinks, around toilets or in other areas where leaks might occur. If necessary, call a plumber for help.

### ***WHAT CAUSES THE WATER PIPES IN MY HOME TO RATTLE OR VIBRATE?***

If the water pipes in your home vibrate in the walls, this condition is known as water hammer. Generally, the cause can be traced to a faulty ball cock in one of the household toilet tanks or a faulty pressure regulator. If necessary, contact a plumber for help.

## ***FOR ADDITIONAL DRINKING WATER INFORMATION***

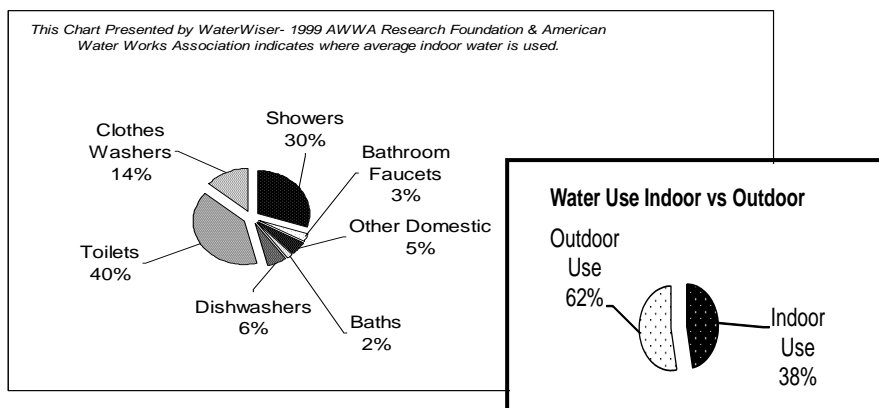
All drinking water, including bottled water, may reasonably be expected to contain at least small amounts of some contaminants. The presence of contaminants does not necessarily indicate that the water poses a health risk. More information about contaminants and potential health effects can be obtained by calling the Environmental Protection Agency's Safe Drinking Water Hotline at 1-800-426-4791, by visiting their website [www.epa.gov/safewater/hfacts.html](http://www.epa.gov/safewater/hfacts.html), and the California EPA State Water Resources Control Board Division of Drinking Water web site [www.waterboards.ca.gov/drinking\\_water/programs/index.shtml](http://www.waterboards.ca.gov/drinking_water/programs/index.shtml)

## ***WATER CONSERVATION***

*Services to Help You Save Water and Save Money*

### **SET YOUR IRRIGATION SYSTEMS TO WATER BETWEEN MIDNIGHT AND 2 A.M.**

Sunnyslope County Water District is an active participant with the Water Resources Association of San Benito County. One of the main programs of the Association is Water Conservation. The following activities are available to our customers for your benefit:



- ◆ Free Ultra Low Flow Toilet to replace toilets older than 1992, for residential and commercial customers or you can buy your own and receive a \$75 rebate. Special rules apply.
- ◆ Rebates are available to customers who already own a currently working water softener installed prior to 1999 and are willing to replace or demolish the softener. Rebates up to \$300, call for details.
- ◆ Rebates are available for landscape irrigation hardware, Call for details.
- ◆ Free Water Efficient Landscape Plans.
- ◆ Free Residential Smart Gardening Classes.
- ◆ Free Home & Landscape Water Audits, which evaluate your sprinkler system and help detect leaks. Includes free showerheads, faucet aerators, garden hose nozzles, and water conservation literature.
- ◆ Resource library of books on landscaping. Information on drought tolerant and native plants for San Benito County.
- ◆ Technical assistance and Green Business Program for businesses.
- ◆ Water education programs for schools or service organizations. A Water Conservation Specialist is available to give presentations and/or take groups on fieldtrips to the local treatment plants.
- ◆ MAY is "Water Awareness Month".

For additional information and assistance on the above Water Conservation Programs and Activities, call the Water Conservation Specialist at: (831) 637-4378 or visit their web site: [www.wrasbc.org/](http://www.wrasbc.org/)

## **READING YOUR WATER METER**

Your water meter can tell you how much water you're using during a given time period, and can help you monitor the amount of water you use indoors and outdoors on a daily basis. It can also help you figure out how much water each appliance uses, and whether there is a leak inside or outside the house. But first, you'll need to learn to read it.

You will most likely find your meter in front of your home or business, in the ground, surrounded by a concrete box and covered with a concrete lid.

To read your meter, carefully open the metal meter-reading lid. To know how much water you use, read all the numbers on the face of the water meter including any stationary numbers. Remove the two right digits then subtract the current reading you just took from the last reading on your most current water bill. This will give you the total water used in 100 cubic feet since your meter was last read. The bill you receive charges for every 100 cubic foot increment. To convert the usage to gallons multiply by 7.48.

### ***How can I check my water usage?***

It is important that you know how to read your meter to understand how much water you are using or to find out if you have a "hidden leak".

### ***How is my meter read by Sunnyslope?***

Sunnyslope County Water District reads meters on a monthly cycle, which is the basis for your water bills. District personnel take readings from every meter every month.

All District customers have been provided with "state of the art" radio read meters. These meters transmit your meter reading to a remote reading device. **(If your meter is the new radio read type, there will be a black disk on top of your meter box lid. Care must be taken when removing the lid not to damage the wire connected to the water meter. Any damage to this device will be the responsibility of the property owner.)**

## **BILLING AND PAYMENTS**

**Bills** are generated monthly between the 20<sup>th</sup> and last working day of the month. All Bills are mailed no later than the last working day of the month. Bills are due and **payable upon presentation** and become delinquent after the 20<sup>th</sup> of the month.

**Payments** may be made by **mail**, in our "drop boxes", **online** (see below), or **in person** at our office located at 3570 Airline Highway. Payments may also be made by **phone** using a credit card by calling 831-637-4670 and finally, payments may be made **electronically** by signing up for our *free* "In-House Auto Pay" service or our free in house "Recurring Credit Card" payment service (the applications are available on our website at [www.sscwd.org](http://www.sscwd.org).)

**Online Services** Simply go to [www.sscwd.org](http://www.sscwd.org) and click on the "Use ONLINE Services" link. Once you register your Sunnyslope account, just follow the on-screen instructions. You will have *free* 24-hour access to your billing history and water usage history. It is also *free* to sign up for the paperless "E-Bill", where you will receive an email notification when your bill is ready to be viewed. You can then access your E-Bill via logging into the online bill/payment system. **Payments** can be made via the online system and includes an online "Auto Pay" option; however, they are subject to a **nominal charge**. When paying by check (electronically from your checking account), the fee is graduated until you reach payments of greater than \$99, which are then maxed out at \$1.20 flat fee. When paying by credit or debit card with a VISA or MASTERCARD logo, the fee varies depending on the rate negotiated with the credit card company. The payment detail will itemize the fees included before final submission.