

**Consumer Confidence Report
Certification Form**
(To be submitted with a copy of the CCR)

Water System Name: Joshua Basin Water District

Water System Number: 3610025

The water system named above hereby certifies that its Consumer Confidence Report was distributed on 06/25/2018 (date) to customers (and appropriate notices of availability have been given). Further, the system certifies that the information contained in the report is correct and consistent with the compliance monitoring data previously submitted to the State Water Resources Control Board, Division of Drinking Water (DDW).

Certified by: Name: Randy Mayes
Signature: 
Title: Regulatory Compliance Administrative Analyst
Phone Number: (760) 366-8438 Date: 06/25/2018

To summarize report delivery used and good-faith efforts taken, please complete this page by checking all items that apply and fill-in where appropriate:

- ☐ CCR was distributed by mail or other direct delivery methods (attach description of other direct delivery methods used).
- ☒ CCR was distributed using electronic delivery methods described in the Guidance for Electronic Delivery of the Consumer Confidence Report (water systems utilizing electronic delivery methods must complete the second page).
- ☒ "Good faith" efforts were used to reach non-bill paying consumers. Those efforts included the following methods:
 - ☒ Posting the CCR at the following URL: <https://www.jbwd.com/wp-content/uploads/2018/05/CCR-2017.pdf>
 - ☐ Mailing the CCR to postal patrons within the service area (attach zip codes used)
 - ☐ Advertising the availability of the CCR in news media (attach copy of press release)
 - ☐ Publication of the CCR in a local newspaper of general circulation (attach a copy of the published notice, including name of newspaper and date published)
 - ☒ Posted the CCR in public places (attach a list of locations)
 - ☒ Delivery of multiple copies of CCR to single-billed addresses serving several persons, such as apartments, businesses, and schools
 - ☐ Delivery to community organizations (attach a list of organizations)
 - ☐ Publication of the CCR in the electronic city newsletter or electronic community newsletter or listserv (attach a copy of the article or notice)
 - ☐ Electronic announcement of CCR availability via social media outlets (attach list of social media outlets utilized)
 - ☐ Other (attach a list of other methods used)
- ☐ For systems serving at least 100,000 persons: Posted CCR on a publicly-accessible internet site at the following URL: www.

- ☐ *For privately-owned utilities:* Delivered the CCR to the California Public Utilities Commission

Consumer Confidence Report Electronic Delivery Certification

Water systems utilizing electronic distribution methods for CCR delivery must complete this page by checking all items that apply and fill-in where appropriate.


- ☒ Water system mailed a notification that the CCR is available and provides a direct URL to the CCR on a publicly available website where it can be viewed (attach a copy of the mailed CCR notification). URL: <https://www.jbwd.com/wp-content/uploads/2018/05/CCR-2017.pdf>
- ☐ Water system emailed a notification that the CCR is available and provides a direct URL to the CCR on a publicly available site on the Internet where it can be viewed (attach a copy of the emailed CCR notification). URL: www._____
- ☐ Water system emailed the CCR as an electronic file email attachment.
- ☐ Water system emailed the CCR text and tables inserted or embedded into the body of an email, not as an attachment (attach a copy of the emailed CCR).
- ☐ *Requires prior DDW review and approval.* Water system utilized other electronic delivery method that meets the direct delivery requirement.

Provide a brief description of the water system's electronic delivery procedures and include how the water system ensures delivery to customers unable to receive electronic delivery.

Joshua Basin Water District ("District") posted the 2017 Consumer Confidence Report ("CCR") on the District's website and then obtained a direct Uniform Resource Locator ("URL"). Staff sent out a notice including this direct delivery web link in their billing cycle. Staff also included information that if the customer would prefer to obtain a hard copy through the mail they could return the perforated portion of the bill sheet to receive one. The District also made a good faith effort to reach non-bill paying customers see attached list. CCR's were also distributed at the Joshua Tree Branch of San Bernardino County and the Joshua Tree Community Center.

*This form is provided as a convenience and may be used to meet the certification requirement of
section 64483(c), California Code of Regulations.*

Sample



PO BOX 675 - 61750 CHOLLITA RD - JOSHUA TREE - CA - 92252
PHONE 760.366.8438 FAX 760.366.9528 WWW.JBWD.ORG

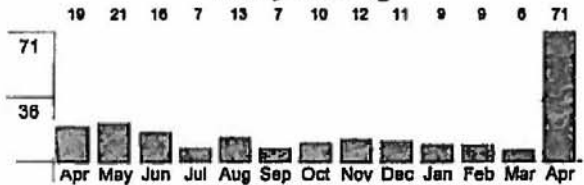
Credit Card Payments: (855) 748-8527

SPECIAL MESSAGE

TO VIEW THE 2017 CONSUMER CONFIDENCE REPORT
AND LEARN MORE ABOUT YOUR DRINKING WATER,
PLEASE VISIT THE FOLLOWING URL:
<https://www.jbwd.com/wp-content/uploads/2018/05/CCR-2017.pdf>

Este reporte contiene las instrucciones mas recientes para
obtener informacion importante sobre su agua potable.
Traducir, o hablar con alguien que lo entienda.

JBWD IS ACCEPTING PAYMENT ONLINE AT
www.jbwd.org



	Previous Reading	Current Reading	Consumption
	1760	1831	71
Tier	Unit Cost	Units*	Amount
1	\$3.00	5	\$15.00
2	\$3.50	5	\$17.50
3	\$4.00	10	\$40.00
4	\$4.50	51	\$229.50
Total		71	\$302.00

Gallons Used: 71 units x 748 gallons/unit = 53,108 gallons

1 UNIT = 100 CUBIC FEET OR 748 GALLONS

ACCOUNT NUMBER 65-00167-006



☐ Please check the box if you would prefer a paper
copy of your Annual Water Quality Report delivered
to your mailing address.

PAULINE DARGIS
80 Coffins Neck Rd
Lubec, ME 04632-3024

Credit Card Payments: (855) 748-8527

BILLING STATEMENT 0028

BILLING DATE: 05/31/2018

CUSTOMER: ANDREW R KENNEDY

ACCOUNT NUMBER: 65-00049-005

METER NUMBER: 51585223

SERVICE ADDRESS: 2020 NEPTUNE RD

PARCEL NUMBER:

SERVICE PERIOD FROM: 4/5/2018 TO: 5/9/2018

HOW MUCH DO I OWE?

PREVIOUS BALANCE: 44.28
PAYMENT RECEIVED: 0.00
PAST DUE TOTAL: 44.28

ADJUSTMENTS:
DELINQUENT CHARGE: 4.43
TAG FEE/ MISC ADJ. 0.00

ADJUSTMENT TOTAL: 4.43

CURRENT CHARGES:

CONTRACT: 25.78
BASIC FEE: 302.00
WATER CONSUMPTION: 327.78
TOTAL CURRENT CHARGES: 376.49

TOTAL AMOUNT DUE NOW: 376.49

DO NOT PAY CREDIT BALANCES = CR

BILL DUE UPON RECEIPT

Due by June 20, 2017: 376.49

Amount due after June 20, 2017: 414.14

PREVIOUS BALANCE: 0.00

CURRENT CHARGES: DUE NOW
Subject to delinquent charge if not
paid by: 42.24

TOTAL AMOUNT DUE NOW 42.24

DO NOT PAY IF CREDIT BALANCES = CR
DO NOT SEND PAYMENT IF AUTOPAY




JOSHUA BASIN WATER DISTRICT
P.O. BOX 675
JOSHUA TREE, CA 92252
Phone: 760.366.8438

Attachment 1 of 1 to:
2017 Consumer Confidence Report
Certification Form

The Joshua Basin Water District 2017 Consumer Confidence Report was posted in the following locations on or before June 30, 2018.

- 6171 Sunburst Ave. - Community Center
- 6465 Park Blvd - Library
- 6601 White feather Rd. - Medical Center
- 6722 White feather Rd. - Continuing Care Center
- 64419 Chollita Rd. - Apartment complex
- 62220 Verbena - Apartment complex
- 6036 Sunset Rd. - Apartment complex
- 61451 Verbena Rd. - Apartment complex
- 6426 Valley View St. - Mobile Home Park
- 6117 Valley View St. - Mobile Home Park
- 61310 29 Palms Hwy. - Motel
- 61259 29 Palms Hwy. - Motel
- 61959 29 Palms Hwy. - Motel
- 62475 29 Palms Hwy. - Mobile Home Park
- 61768 29 Palms Hwy. - Restaurant
- 61380 29 Palms Hwy. - Restaurant
- 61627 29 Palms Hwy. - Laundry Mat





JOSHUA BASIN WATER DISTRICT

Annual Water Report Quality



Water Testing Performed in 2017 (PWS# 03610025)

1

Fix Leaky Toilets
Saves
30-50 Gallons
per day/toilet

2

Wash Only Full Loads of Clothes
Saves
15-45 Gallons
per load



3

Run Dishwasher When Full
Saves
5-15 Gallons
per load

4

Take 5 Minute Showers instead
of 10 Minute Showers
Saves
12.5 Gallons
with a water efficient shower head



From the desk of the GM

Dear Joshua Basin Water District Customer:

We are pleased to present to you this year's Annual Water Quality Report.

This report, required by State law, is designed to inform you about the water quality and services we deliver to you every day. Our constant goal is to provide you with a safe and dependable supply of drinking water. We want you to be aware of the efforts we make to continually improve and protect our water resources. We are committed to ensuring the quality of your water.



**"Don't Waste It,
Just Taste It"**

Tank the Tortoise

The sources of drinking water in general (both tap water and bottled water) include rivers, lakes, streams, ponds, reservoirs, springs, and wells, though not all of these sources apply to Joshua Tree. Our water source comes from District-owned wells located throughout the community that draw groundwater from underground aquifers.

As water travels over the surface of the land or through the ground, it dissolves naturally-occurring minerals and, in some cases, radioactive material, and can pick up substances resulting from the presence of animals or from human activity. A source water assessment plan is available from our office that provides more information such as potential sources of contamination. We have learned through our monitoring and testing that some constituents have been detected, as in nearly all water systems.

Contaminants that may be present in source water in general, not necessarily in Joshua Tree, include:

- Microbial contaminants, such as viruses and bacteria that may come from sewage treatment plants, septic systems, agricultural livestock operations, and wildlife.
- Inorganic contaminants, such as salts and metals, that can naturally occur or result from urban stormwater runoff, industrial or domestic wastewater discharges, oil and gas production, mining, or farming.
- Pesticides and herbicides that may come from a variety of sources such as agriculture, urban stormwater runoff, and residential uses.
- Organic chemical contaminants, including synthetic and volatile organic chemicals that are by-products of industrial processes and petroleum production, and can also come from gas stations, urban stormwater runoff, agricultural application, and septic systems.
- Radioactive contaminants that can be naturally-occurring or be the result of oil and gas production and mining activities.



In order to ensure that tap water is safe to drink, the U.S. Environmental Protection Agency (USEPA) and the State Water Resource Control Board (SWRCB) prescribe regulations that limit the amount of certain contaminants in water provided by public water systems. SWRCB regulations also establish limits for contaminants in bottled water that provide the same protection for public health.

Joshua Basin Water District routinely monitors for constituents in your drinking water according to Federal and State laws. The table included shows the results of our monitoring for the period of January 1st to December 31st, 2017. All drinking water, including bottled drinking

water, may be reasonably expected to contain at least small amounts of some constituents. It's important to remember that the presence of these constituents does not necessarily pose a health risk. All sources of drinking water are subject to potential contamination by substances that are naturally occurring or man made. More information about contaminants and potential health effects can be accessed on the USEPA's website at (<http://www.epa.gov/dwstandardsregulations/drinking-water-standards-and-health-advisory-tables> or by calling the Environmental Protection Agency's Safe Drinking Water Hotline at 1-800-426-4791.

While Joshua Basin Water District is responsible for providing high quality drinking water, we cannot control the variety of materials, such as lead, used in plumbing components in homes and businesses. If present, elevated levels of lead can cause serious health problems, especially for pregnant women and young children. Lead in drinking water is primarily from materials and components associated with service lines and home plumbing. When your water has been sitting for several hours, you can minimize the potential for lead exposure from your own water pipes by flushing your tap for 30 seconds to 2 minutes before using water for drinking or cooking. If you are concerned about lead in your water due to your own private water lines, you may wish to have your water tested. Information on lead in drinking water, testing methods, and steps you can take to minimize exposure is available from the Safe Drinking Water Hotline or at <http://www.epa.gov/safewater/lead>.

Some people may be more vulnerable to contaminants in drinking water than the general population. Immuno-compromised persons such as persons with cancer undergoing chemotherapy, persons who have undergone organ transplants, people with HIV/AIDS or other immune system disorders, some elderly, and infants can be particularly at risk from infections. These people should seek advice about drinking water from their health care providers. The United States Environmental Protection Agency, and the Centers for Disease Control provide guidelines on appropriate means to lessen the risk of infection by cryptosporidium and other microbiological contaminants. They are available from the Safe Drinking Water Hotline (1-800-426-4791).



Hexavalent Chromium

On May 31, 2017, the Superior Court of Sacramento County overruled the Maximum Contaminant Level (MCL) established in July 2014 for Hexavalent Chromium. The Division of Drinking Water (DDW) is actively working toward establishing a new Hexavalent Chromium MCL. The Total Chromium MCL remains in effect at 50 parts per billion (ppb). On October 18, 2017, the DDW determined that Joshua Basin Water District (District) no longer needed to comply with a Hexavalent Chromium Compliance Plan. The District owns and operates five (5) wells that produce potable water that exceed the previously established 10 ppb MCL.

As a result, the District voluntarily reached out to the DDW with a request to perform a Reduced Coagulation Non-Filtration stannous chloride bench-scale pilot study. This bench-scale pilot study will start in the spring of 2018. Since previous District studies have demonstrated that Stannous Chloride is effective in converting Chromium VI to Chromium III, research remains as to whether Chromium III will reoxidize when applied to the potable water system. For additional information, please visit Water Board's website: https://www.waterboards.ca.gov/drinking_water/certlic/drinkingwater/Chromium6.html.



Lead Sampling in Schools

The District received requests from two K-12 schools for performing lead sampling. The test results demonstrate an absence of lead within their respective institutional facilities.

Nitrate

Nitrate in drinking water at levels above 10 mg/L is a health risk for infants of less than six months of age. Such nitrate levels in drinking water can interfere with the capacity of the infant's blood to carry oxygen, resulting in a serious illness; symptoms include shortness of breath and blueness of the skin. Nitrate levels above 10 mg/L may also affect the ability of the blood

to carry oxygen in other individuals, such as pregnant women and those with certain specific enzyme deficiencies. If you are caring for an infant, or you are pregnant, you should ask advice from your health care provider.

Drinking Water Source Assessments

The State Water Resource Control Board completed two drinking water source assessments for Joshua Basin Water District on August 24, 2001. These assessments examined the District's Well 10 and Well 14 and determined these sources are most vulnerable to high-density residential septic systems.

The District completed a drinking water source assessment for Well 15 in August 2007. This assessment determined that Well 15 is most vulnerable to low-density septic systems.

A drinking water source assessment for Well 17 completed in August 2007 determined that Well 17 is most vulnerable to National Pollutant Discharge Elimination System/Water Discharge Regulation permitted discharges.

A drinking water source assessment for Well 16 completed in September 2010 determined that Well 16 is most vulnerable to both high and low density septic systems and airports-maintenance/fueling areas.

Additional copies of this report are available by contacting the District. Please contact Randy Little, Water Production Supervisor, at 760-366-8438 for more information. A summary of the assessment may be requested by contacting the District's sanitary engineer from the State Water Resource Control Board at (909) 383-4308 or (909) 383-4745 (fax). A copy of each source's complete assessment may be viewed at the Joshua Basin Water District office or at: SWRCB San Bernardino District Office, Government Center 4th Floor, 464 West Fourth Street, Suite 437 San Bernardino, CA 92401.

The State allows us to monitor for some contaminants less than once per year because the concentrations of these contaminants do not change frequently. Some of our data, though representative are more than one year old. This report along with other important information can be found on the District's website at www.JBWD.com

If you have questions about this water quality report, please call Randy Mayes, Regulatory Compliance Administrative Analyst, at 760-366-8438. We at Joshua Basin Water District work around the clock to provide top quality water to every tap. We ask that all of our customers help us along the way. You can help preserve water quality by taking toxic cleaners, paint, oil and other chemicals to an authorized disposal site rather than putting them into the septic tank. Help preserve water quantity by conserving whenever you can, and by notifying the District if you suspect a water leak. Thank you for allowing us to continue providing your family with clean, quality water this year.

Sincerely,

Curt Sauer,
General Manager

If you want to learn more about Joshua Basin Water District, please attend any of our regularly scheduled meetings of the Board of Directors or our Citizens Advisory Committee. Meeting Location: Joshua Basin Water District, 61750 Chollita Rd. Joshua Tree CA 92252. Call for meeting times: 760-366-8438.



TERMS USED IN THIS REPORT

Maximum Contaminant Level (MCL): The highest level of a contaminant that is allowed in drinking water. Primary MCLs are set as close to the PHGs (or MCLGs) as is economically and technologically feasible. Secondary MCLs are set to protect the odor, taste, and appearance of drinking water.

Maximum Contaminant Level Goal (MCLG): The level of a contaminant in drinking water below which there is no known or expected risk to health. MCLGs are set by the U.S. Environmental Protection Agency (USEPA).

Public Health Goal (PHG): The level of a contaminant in drinking water below which there is no known or expected risk to health. PHGs are set by the California Environmental Protection Agency.

Maximum Residual Disinfectant Level (MRDL): The highest level of a disinfectant allowed in drinking water. There is convincing evidence that addition of a disinfectant is necessary for control of microbial contaminants.

Maximum Residual Disinfectant Level Goal (MRDLG): The level of a drinking water disinfectant below which there is no known or expected risk to health. MRDLGs do not reflect the benefits of the use of disinfectants to control microbial contaminants.

Primary Drinking Water Standards (PDWS): MCLs and MRDLs for contaminants that affect health along with their monitoring and reporting requirements, and water treatment requirements.

Secondary Drinking Water Standards (SDWS): MCLs for contaminants that affect taste, odor, or appearance of the drinking water. Contaminants with SDWSs do not affect the health at the MCL levels.

Treatment Technique (TT): A required process intended to reduce the level of a contaminant in drinking water.

Regulatory Action Level (AL): The concentration of a contaminant which, if exceeded, triggers treatment or other requirements that a water system must follow.

Variances and Exemptions: Department permission to exceed an MCL or not comply with a treatment technique under certain conditions.

NA: Not Applicable

ND: not detectable at testing limit

NTU: Nephelometric Turbidity Units

ppm: parts per million or milligrams per liter (mg/L)

ppb: parts per billion or micrograms per liter (ug/L)

ppt: parts per trillion or nanograms per liter (ng/L)

ppq: parts per quadrillion or picogram per liter (pg/L)

pCi/L: picocuries per liter (a measure of radiation)

µS/cm micro-siemens per centimeter (a measure of conductivity)

Typical Source of Contaminant TABLE 1 – SAMPLING RESULTS SHOWING THE DETECTION OF COLIFORM BACTERIA

Microbiological Contaminants	Highest No. of Detections	No. of months in violation	MCL	MCLG	Typical Source of Bacteria	Microbiological Contaminants
Total Coliform Bacteria (State TCR)	0	0	More than 1 sample in a month with a detection	0	Naturally present in the environment	Total Coliform Bacteria

TABLE 2 – SAMPLING RESULTS SHOWING THE DETECTION OF LEAD AND COPPER

Lead and Copper	No. of samples collected	90 th percentile level detected	No. sites exceeding AL	AL	PHG	Number of Schools Requesting Lead Sampling	Typical Source of Contaminant
Lead (ppb) Schools 2017	10	ND	0	15	0.2	2	Internal corrosion of household water plumbing systems; discharges from industrial manufacturers; erosion of natural deposits
Lead (ppb) (09-01-16)	21	ND	0	15	0.2	NA	Internal corrosion of household water plumbing systems; discharges from industrial manufacturers; erosion of natural deposits
Copper (ppm) (09-01-16)	21	0.077	0	1.3	0.3	NA	Internal corrosion of household plumbing systems; erosion of natural deposits; leaching from wood preservatives

TABLE 3 – SAMPLING RESULTS FOR SODIUM AND HARDNESS

Chemical or Constituent (and reporting units)	Sample Date	Level Detected	Range of Detections	MCL	PHG (MCL G)	Typical Source of Contaminant
Sodium (ppm)	2017	47	34-60	NA	NA	Salt present in the water and is generally naturally occurring

TABLE 3 – SAMPLING RESULTS FOR SODIUM AND HARDNESS (CONTINUED)

Chemical or Constituent (and reporting units)	Sample Date	Level Detected	Range of Detections	MC L	PHG (MC LG)	Typical Source of Contaminant
Hardness (ppm)	2016	38.5	34.0-43.0	NA	NA	Sum of polyvalent cations present in the water, generally magnesium and calcium, and are usually naturally occurring

TABLE 4 – DETECTION OF CONTAMINANTS WITH A PRIMARY DRINKING WATER STANDARD

Chemical or Constituent (and reporting units)	Sample Date	Level Detected	Range of Detections	MCL	PHG (MCLG)	Typical Source of Contaminant
Chlorine (ppm)	2017	0.73	0.31-0.98	4	4	Drinking water disinfectant added for treatment
Gross Alpha (pCi/L)	2017	3.4	3.1-3.7	15	0	Erosion of natural deposits
Fluoride (ppm)	2017	0.70	0.52-0.89	2.0	1	Erosion of natural deposits; water additive that promotes strong teeth; discharge from fertilizer and aluminum factories
Haloacetic Acids (ppb)	2017	ND	ND	60	N/A	By-product of drinking water disinfection
Nitrate (as N) (ppm)	2017	4.54	2.4-6.0	10	10	Runoff and leaching from fertilizer use; leaching from septic tanks and sewage; erosion of natural deposits
Total Trihalomethanes (TTHMs) (ppb)	2017	8.95	1.4-16.50	80	NA	By-product of drinking water disinfection

TABLE 5 – DETECTION OF CONTAMINANTS WITH A SECONDARY DRINKING WATER STANDARD

Chemical or Constituent (and reporting units)	Sample Date	Level Detected	Range of Detections	MCL	PHG (MCLG)	Typical Source of Contaminant
Chloride (ppm)	2017	12.5	11-14	500	NA	Runoff/leaching from natural deposits; seawater influence
Odor Threshold (Units)	2017	1.0	ND-2	3	NA	Naturally-occurring organic materials

TABLE 5 – DETECTION OF CONTAMINANTS WITH A SECONDARY DRINKING WATER STANDARD (CONTINUED)

Chemical or Constituent (and reporting units)	Sample Date	Level Detected	Range of Detections	MCL	PHG (MCLG)	Typical Source of Contaminant
Specific Conductance (µS/cm)	2017	413.33	280-480	1600	NA	Substances that form ions when in water; seawater influence
Sulfate (ppm)	2017	77.66	13-110	500	NA	Runoff/leaching from natural deposits; industrial wastes
Turbidity (NTU)	2017	0.03	ND-0.70	5	NA	Soil runoff

TABLE 6 – DETECTION OF UNREGULATED CONTAMINANTS

Chemical or Constituent	Sample Date	Level Detected	Range of Detections	PHG (MCLG)	Health Effects Language
Hexavalent Chromium (ppb)	2017	22.94	12.0-41.0	0.02	Some people who drink water containing hexavalent chromium in excess of the MCL over many years may have an increased risk of getting cancer.

Please Note: There is currently no MCL for hexavalent chromium. The previous MCL of 0.010 mg/L was withdrawn on September 11, 2017.

Items listed below have been tested and found to be **Non-Detected** in the Water Supply:

1. Aluminum	8. Dichloromethane	16. Haloacetic acids (HAA5)
2. Benzene	9. Dibromoacetic Acid	17. Hydroxide Alkalinity
3. Boron	10. Dibromochloropropane (DBCP)	18. Iron
4. Carbon Tetrachloride	11. Dichloroacetic Acid	19. m,p-Xylenes
5. CIS- 1,3-dichloropropene	12. Ethylbenzene	20. Manganese
6. cis-1,2-Dichloroethylene	13. Ethylene Dibromide (EDB)	21. MBAS (FOAMING AGENTS)
7. Color	14. Fecal coliform and E.coli	22. Methyl-t-butyl ether (MTBE)
8. Copper	15. Fecal coliform and E.coli	23. Methyl-t-butyl ether (MTBE)

Este es un informe anual que contiene información muy importante sobre su agua potable. La calidad de esta agua conforma con todos los requerimientos legales del gobierno y del estado federal. Si desea mayor información, o tiene preguntas, por favor contác, tenos a 760-366-8438.